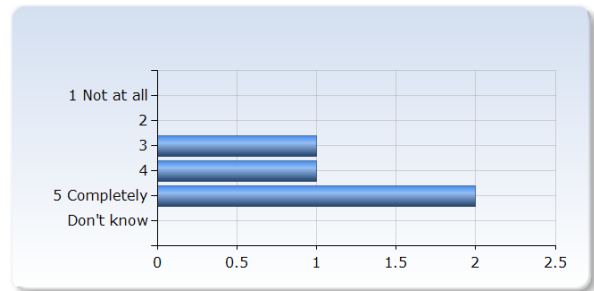


## Course evaluation, AS7020 HT17

Answer Count: 4

### 5. Overall impression

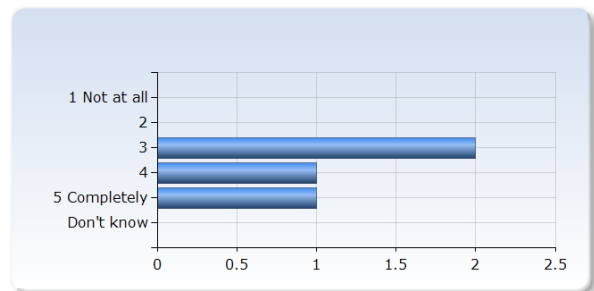
Overall I am satisfied with this course	Number of Responses
1 Not at all	0 (0.0%)
2	0 (0.0%)
3	1 (25.0%)
4	1 (25.0%)
5 Completely	2 (50.0%)
Don't know	0 (0.0%)
Total	4 (100.0%)



### 6. Student contribution

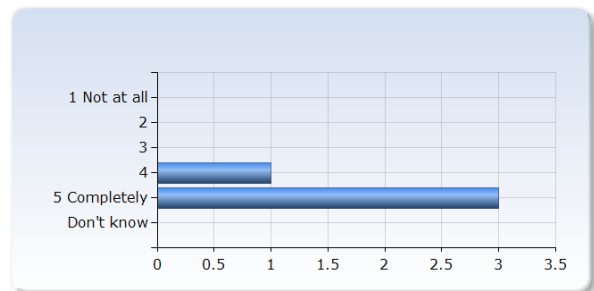
#### I am satisfied with my own effort in the course

I am satisfied with my own effort in the course	Number of Responses
1 Not at all	0 (0.0%)
2	0 (0.0%)
3	2 (50.0%)
4	1 (25.0%)
5 Completely	1 (25.0%)
Don't know	0 (0.0%)
Total	4 (100.0%)



#### I took responsibility for my own learning in the course

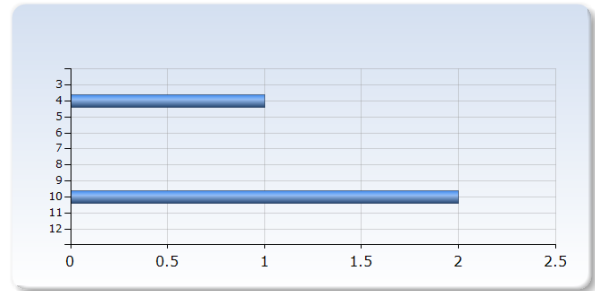
I took responsibility for my own learning in the course	Number of Responses
1 Not at all	0 (0.0%)
2	0 (0.0%)
3	0 (0.0%)
4	1 (25.0%)
5 Completely	3 (75.0%)
Don't know	0 (0.0%)
Total	4 (100.0%)



**7. Workload: Indicate how many hour per week you dedicated on average to this course. You should include time for self study and classroom hours.**

**Workload: Indicate how many hour per week you dedicated on average to this course. You should include time for self study and classroom hours.**

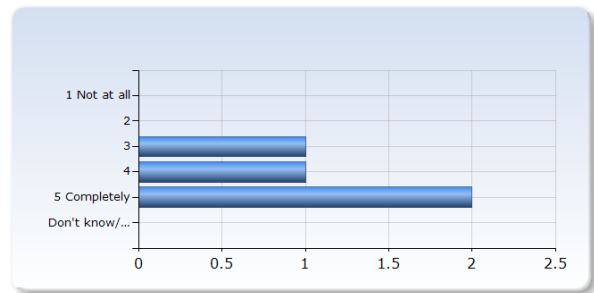
	<b>Number of Responses</b>
3	0 (0.0%)
4	1 (33.3%)
5	0 (0.0%)
6	0 (0.0%)
7	0 (0.0%)
8	0 (0.0%)
9	0 (0.0%)
10	2 (66.7%)
11	0 (0.0%)
12	0 (0.0%)
Total	3 (100.0%)



## 8. Clear aims

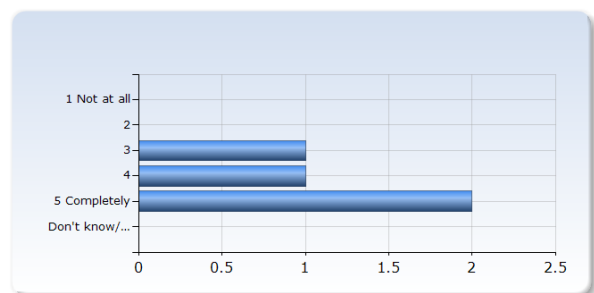
### It was clear to me what I was expected to learn

It was clear to me what I was expected to learn	Number of Responses
1 Not at all	0 (0.0%)
2	0 (0.0%)
3	1 (25.0%)
4	1 (25.0%)
5 Completely	2 (50.0%)
Don't know/ Not relevant	0 (0.0%)
Total	4 (100.0%)



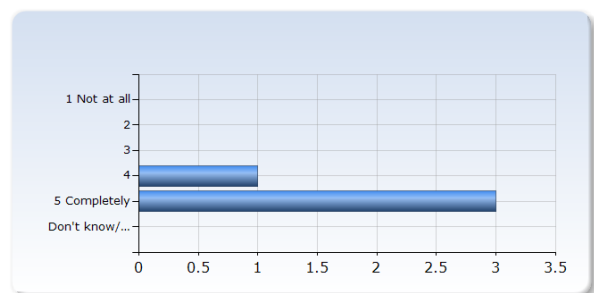
### I felt that the course content and teaching methods were relevant to the learning outcomes

I felt that the course content and teaching methods were relevant to the learning outcomes	Number of Responses
1 Not at all	0 (0.0%)
2	0 (0.0%)
3	1 (25.0%)
4	1 (25.0%)
5 Completely	2 (50.0%)
Don't know/ Not relevant	0 (0.0%)
Total	4 (100.0%)



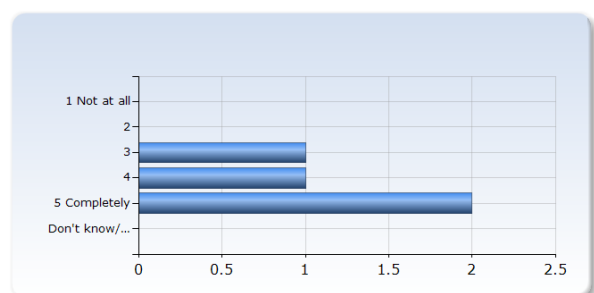
### The examination tested how well I had achieved the learning outcomes

The examination tested how well I had achieved the learning outcomes	Number of Responses
1 Not at all	0 (0.0%)
2	0 (0.0%)
3	0 (0.0%)
4	1 (25.0%)
5 Completely	3 (75.0%)
Don't know/ Not relevant	0 (0.0%)
Total	4 (100.0%)



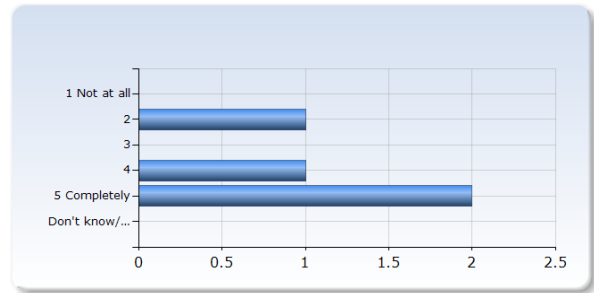
### The course corresponded to my expectations

The course corresponded to my expectations	Number of Responses
1 Not at all	0 (0.0%)
2	0 (0.0%)
3	1 (25.0%)
4	1 (25.0%)
5 Completely	2 (50.0%)
Don't know/ Not relevant	0 (0.0%)
Total	4 (100.0%)



## I feel that I will have use of what I have learnt after my studies

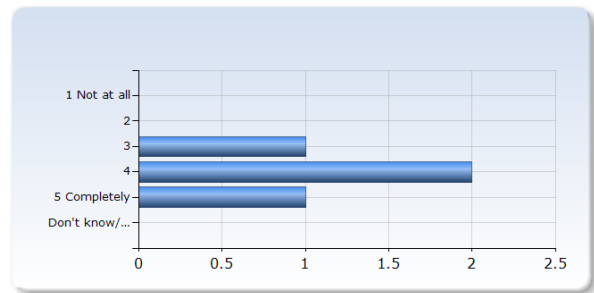
I feel that I will have use of what I have learnt after my studies	Number of Responses
1 Not at all	0 (0.0%)
2	1 (25.0%)
3	0 (0.0%)
4	1 (25.0%)
5 Completely	2 (50.0%)
Don't know/ Not relevant	0 (0.0%)
Total	4 (100.0%)



## 9. Good teaching

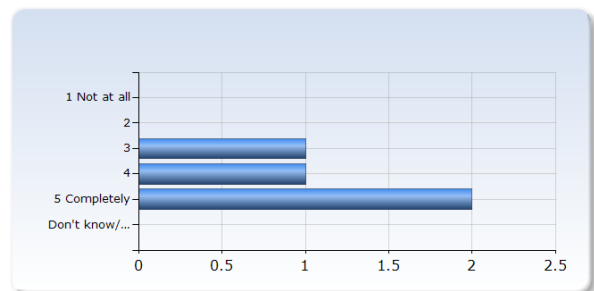
### I felt that the course was well structured and organised

I felt that the course was well structured and organised	Number of Responses
1 Not at all	0 (0.0%)
2	0 (0.0%)
3	1 (25.0%)
4	2 (50.0%)
5 Completely	1 (25.0%)
Don't know/ Not relevant	0 (0.0%)
Total	4 (100.0%)



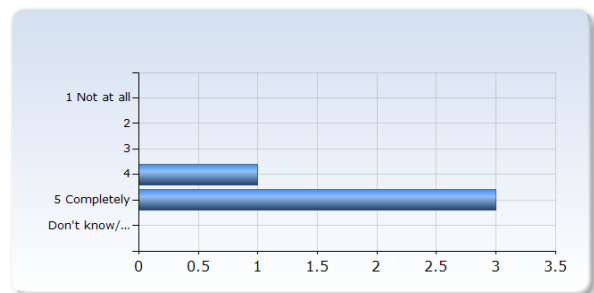
### I felt that the teachers contributed to a good learning environment

I felt that the teachers contributed to a good learning environment	Number of Responses
1 Not at all	0 (0.0%)
2	0 (0.0%)
3	1 (25.0%)
4	1 (25.0%)
5 Completely	2 (50.0%)
Don't know/ Not relevant	0 (0.0%)
Total	4 (100.0%)



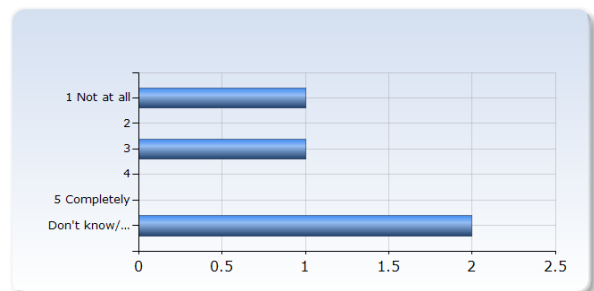
### I could understand what was being taught

I could understand what was being taught	Number of Responses
1 Not at all	0 (0.0%)
2	0 (0.0%)
3	0 (0.0%)
4	1 (25.0%)
5 Completely	3 (75.0%)
Don't know/ Not relevant	0 (0.0%)
Total	4 (100.0%)



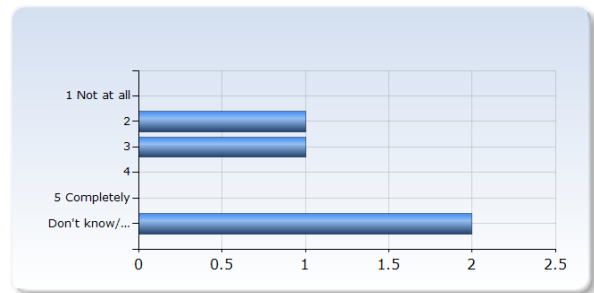
### I have received constructive feedback on my performance

I have received constructive feedback on my performance	Number of Responses
1 Not at all	1 (25.0%)
2	0 (0.0%)
3	1 (25.0%)
4	0 (0.0%)
5 Completely	0 (0.0%)
Don't know/ Not relevant	2 (50.0%)
Total	4 (100.0%)



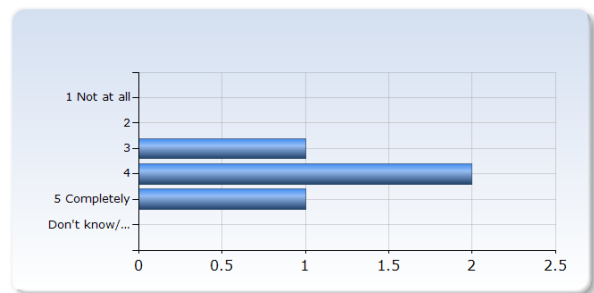
## I was encouraged to reflect on my learning during the course

I was encouraged to reflect on my learning during the course	Number of Responses
1 Not at all	0 (0.0%)
2	1 (25.0%)
3	1 (25.0%)
4	0 (0.0%)
5 Completely	0 (0.0%)
Don't know/ Not relevant	2 (50.0%)
Total	4 (100.0%)



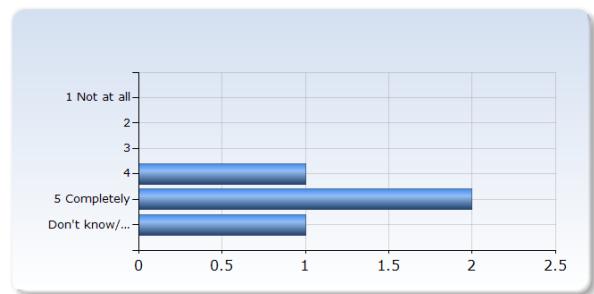
## The course material helped me in my work to achieve the learning outcomes (literature, e-resources etc.)

The course material helped me in my work to achieve the learning outcomes (literature, e-resources etc.)	Number of Responses
1 Not at all	0 (0.0%)
2	0 (0.0%)
3	1 (25.0%)
4	2 (50.0%)
5 Completely	1 (25.0%)
Don't know/ Not relevant	0 (0.0%)
Total	4 (100.0%)



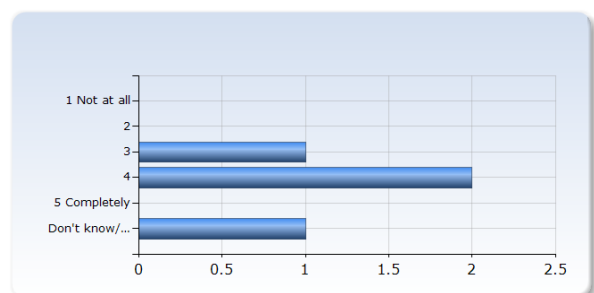
## I think that the prerequisites specified in the course plan were sufficient to follow the course

I think that the prerequisites specified in the course plan were sufficient to follow the course	Number of Responses
1 Not at all	0 (0.0%)
2	0 (0.0%)
3	0 (0.0%)
4	1 (25.0%)
5 Completely	2 (50.0%)
Don't know/ Not relevant	1 (25.0%)
Total	4 (100.0%)



## The feedback loop (mistake/misunderstanding -> explanation -> Aha! -> better answer/understanding) worked

The feedback loop (mistake/misunderstanding -> explanation -> Aha! -> better answer/understanding) worked	Number of Responses
1 Not at all	0 (0.0%)
2	0 (0.0%)
3	1 (25.0%)
4	2 (50.0%)
5 Completely	0 (0.0%)
Don't know/ Not relevant	1 (25.0%)
Total	4 (100.0%)

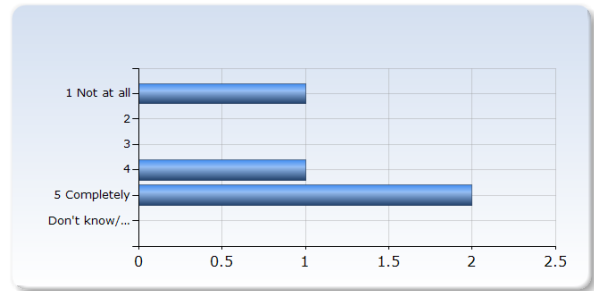




## 10. Suitable workload

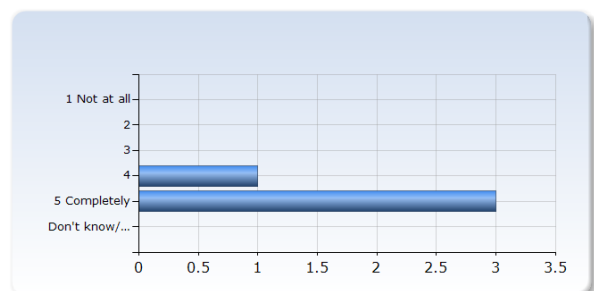
### My background knowledge was sufficient to follow the course

My background knowledge was sufficient to follow the course	Number of Responses
1 Not at all	1 (25.0%)
2	0 (0.0%)
3	0 (0.0%)
4	1 (25.0%)
5 Completely	2 (50.0%)
Don't know/ Not relevant	0 (0.0%)
Total	4 (100.0%)



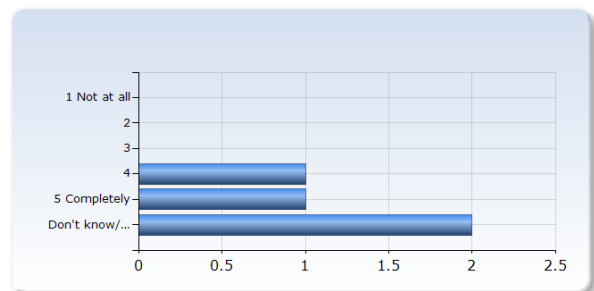
### I have been able to find the information I felt I needed before and during the course

I have been able to find the information I felt I needed before and during the course	Number of Responses
1 Not at all	0 (0.0%)
2	0 (0.0%)
3	0 (0.0%)
4	1 (25.0%)
5 Completely	3 (75.0%)
Don't know/ Not relevant	0 (0.0%)
Total	4 (100.0%)



### I was able to get support when I needed it

I was able to get support when I needed it	Number of Responses
1 Not at all	0 (0.0%)
2	0 (0.0%)
3	0 (0.0%)
4	1 (25.0%)
5 Completely	1 (25.0%)
Don't know/ Not relevant	2 (50.0%)
Total	4 (100.0%)



## 11. Please inform us here if you have reason to think that everyone has not been treated equally and with respect.