

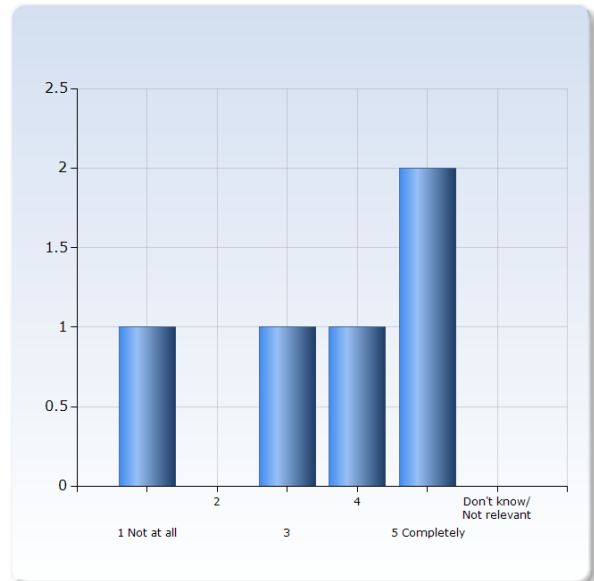
## KV Inequality, Gender and Power in Latin America, autumn 2019

Respondents: 16  
Answer Count: 5  
Answer Frequency: 31.25 %

### 1. Clear aims

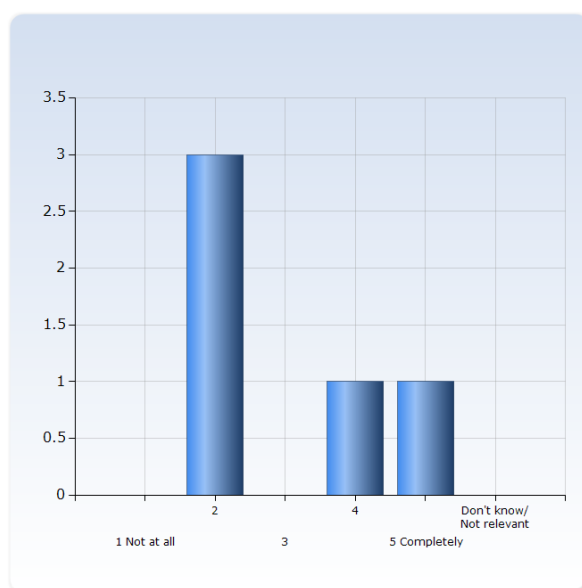
#### It was clear to me what I was expected to learn

It was clear to me what I was expected to learn	Number of Responses
1 Not at all	1 (20.0%)
2	0 (0.0%)
3	1 (20.0%)
4	1 (20.0%)
5 Completely	2 (40.0%)
Don't know/ Not relevant	0 (0.0%)
Total	5 (100.0%)



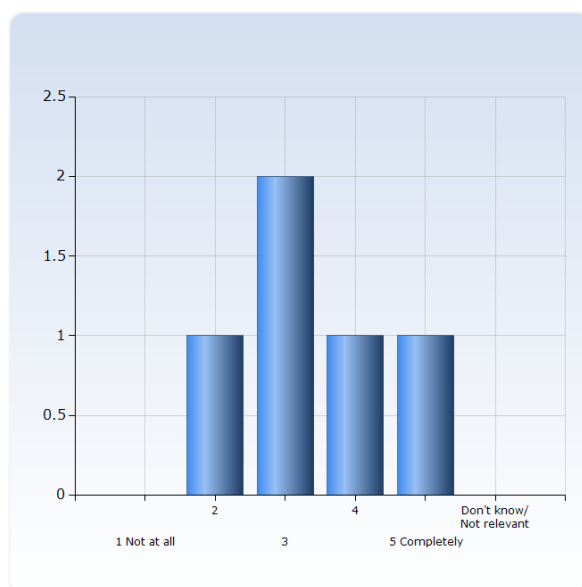
## I felt that the course content and teaching methods were relevant to the learning outcomes

I felt that the course content and teaching methods were relevant to the learning outcomes	Number of Responses
1 Not at all	0 (0.0%)
2	3 (60.0%)
3	0 (0.0%)
4	1 (20.0%)
5 Completely	1 (20.0%)
Don't know/ Not relevant	0 (0.0%)
Total	5 (100.0%)



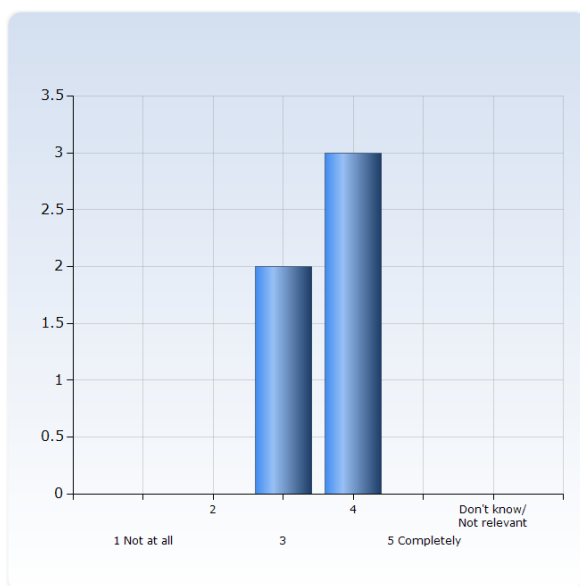
## I feel that I will have use of what I have learnt after my studies

I feel that I will have use of what I have learnt after my studies	Number of Responses
1 Not at all	0 (0.0%)
2	1 (20.0%)
3	2 (40.0%)
4	1 (20.0%)
5 Completely	1 (20.0%)
Don't know/ Not relevant	0 (0.0%)
Total	5 (100.0%)



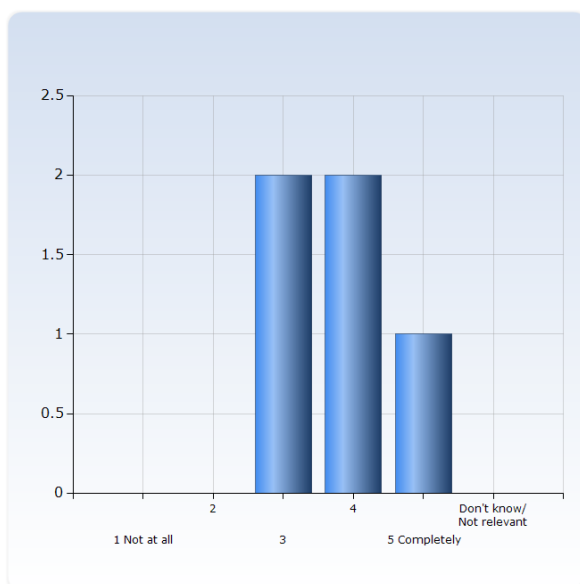
## The examination tested how well I had achieved the learning outcomes

The examination tested how well I had achieved the learning outcomes	Number of Responses
1 Not at all	0 (0.0%)
2	0 (0.0%)
3	2 (40.0%)
4	3 (60.0%)
5 Completely	0 (0.0%)
Don't know/ Not relevant	0 (0.0%)
Total	5 (100.0%)



## The course literature helped me achieve the learning outcomes

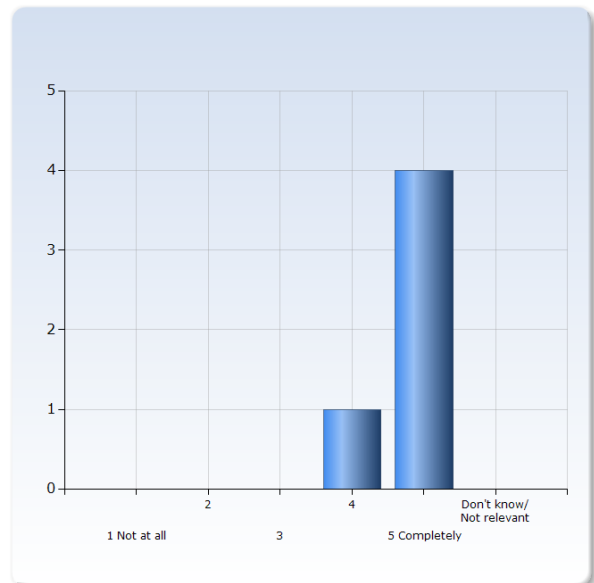
The course literature helped me achieve the learning outcomes	Number of Responses
1 Not at all	0 (0.0%)
2	0 (0.0%)
3	2 (40.0%)
4	2 (40.0%)
5 Completely	1 (20.0%)
Don't know/ Not relevant	0 (0.0%)
Total	5 (100.0%)



## 2. Good teaching

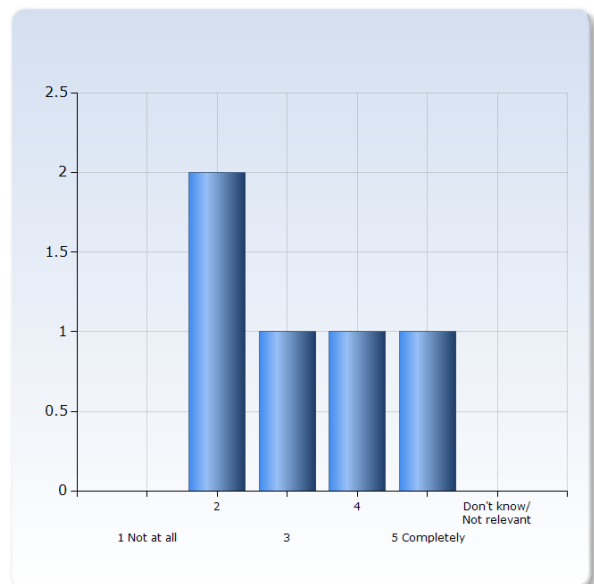
### The course prerequisites were sufficient to follow the course

The course prerequisites were sufficient to follow the course	Number of Responses
1 Not at all	0 (0.0%)
2	0 (0.0%)
3	0 (0.0%)
4	1 (20.0%)
5 Completely	4 (80.0%)
Don't know/ Not relevant	0 (0.0%)
Total	5 (100.0%)



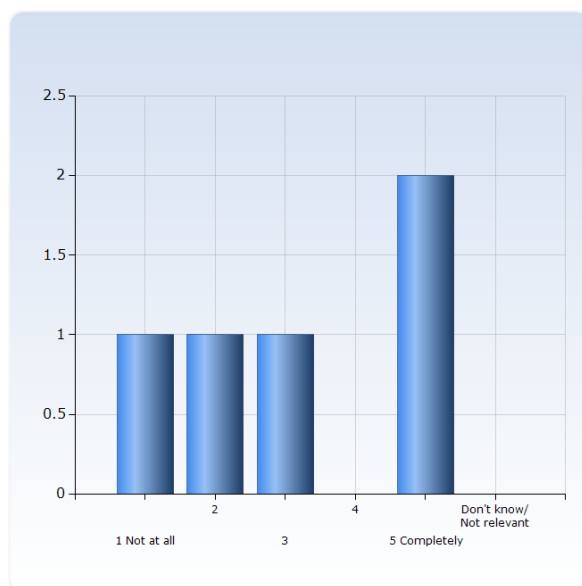
### I felt that the course was well structured

I felt that the course was well structured	Number of Responses
1 Not at all	0 (0.0%)
2	2 (40.0%)
3	1 (20.0%)
4	1 (20.0%)
5 Completely	1 (20.0%)
Don't know/ Not relevant	0 (0.0%)
Total	5 (100.0%)



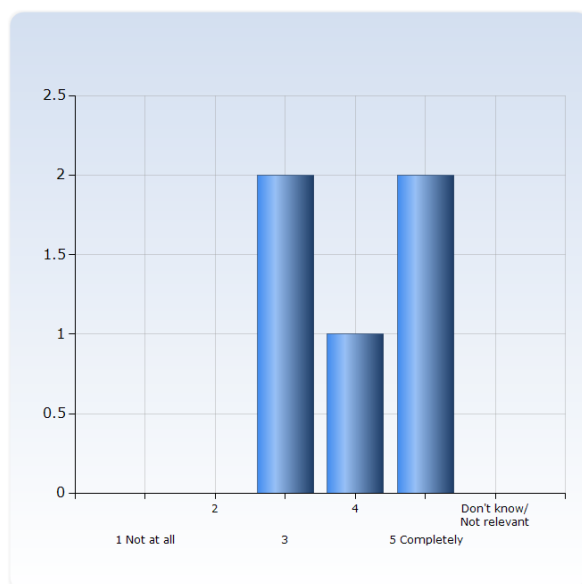
## I felt that the teachers have helped me to reach the learning outcomes

I felt that the teachers have helped me to reach the learning outcomes	Number of Responses
1 Not at all	1 (20.0%)
2	1 (20.0%)
3	1 (20.0%)
4	0 (0.0%)
5 Completely	2 (40.0%)
Don't know/ Not relevant	0 (0.0%)
Total	5 (100.0%)



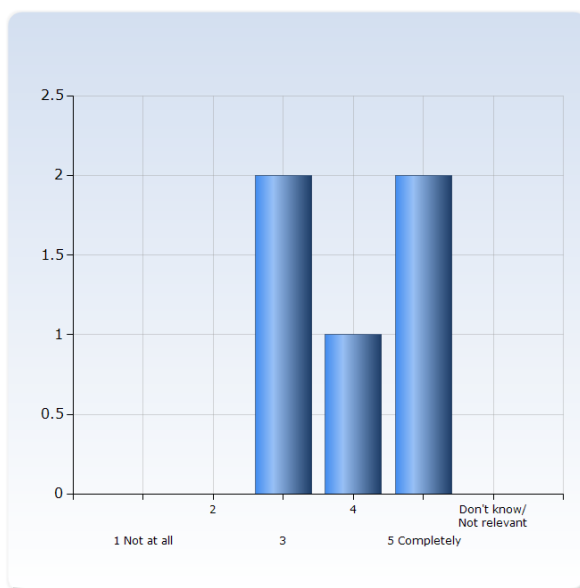
## I could understand what was being taught

I could understand what was being taught	Number of Responses
1 Not at all	0 (0.0%)
2	0 (0.0%)
3	2 (40.0%)
4	1 (20.0%)
5 Completely	2 (40.0%)
Don't know/ Not relevant	0 (0.0%)
Total	5 (100.0%)



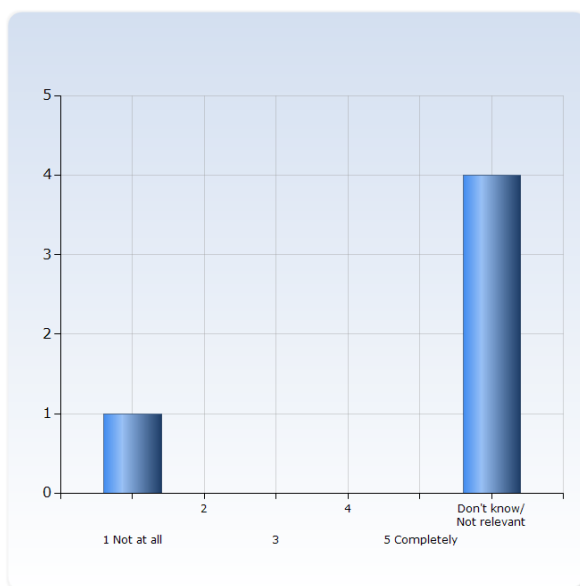
## I could understand what was being taught

I could understand what was being taught	Number of Responses
1 Not at all	0 (0.0%)
2	0 (0.0%)
3	2 (40.0%)
4	1 (20.0%)
5 Completely	2 (40.0%)
Don't know/ Not relevant	0 (0.0%)
Total	5 (100.0%)



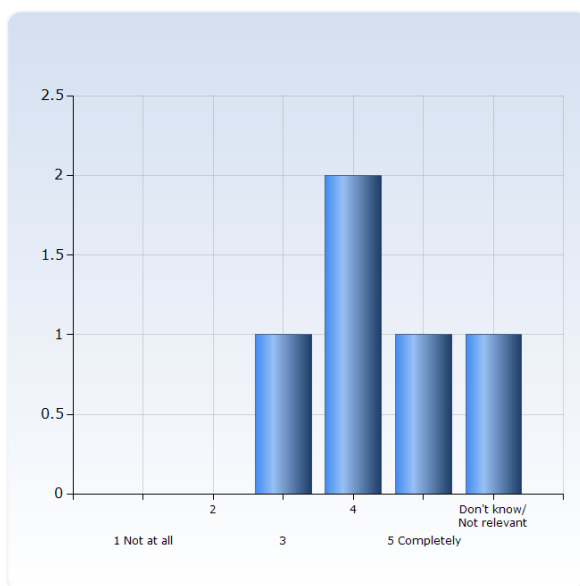
## I have received constructive feedback on my performance

I have received constructive feedback on my performance	Number of Responses
1 Not at all	1 (20.0%)
2	0 (0.0%)
3	0 (0.0%)
4	0 (0.0%)
5 Completely	0 (0.0%)
Don't know/ Not relevant	4 (80.0%)
Total	5 (100.0%)



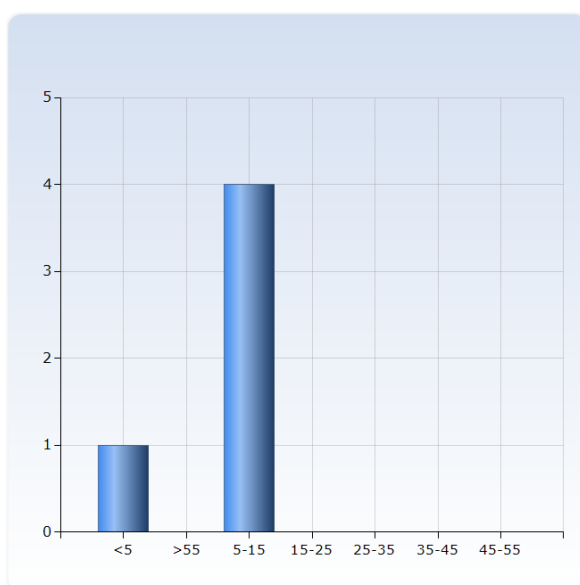
## I was encouraged to reflect on my learning during the course

I was encouraged to reflect on my learning during the course	Number of Responses
1 Not at all	0 (0.0%)
2	0 (0.0%)
3	1 (20.0%)
4	2 (40.0%)
5 Completely	1 (20.0%)
Don't know/ Not relevant	1 (20.0%)
Total	5 (100.0%)



## 3. Work load

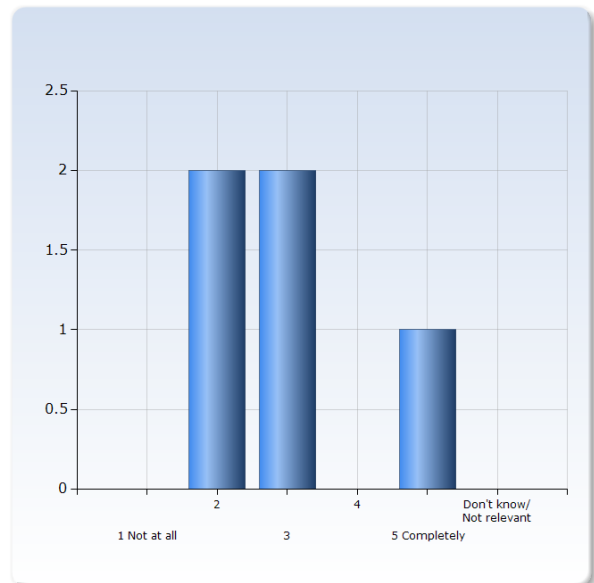
Indicate how many hours per week on average you have spent on the course, including self-studies and scheduled study time	Number of Responses
<5	1 (20.0%)
>55	0 (0.0%)
5-15	4 (80.0%)
15-25	0 (0.0%)
25-35	0 (0.0%)
35-45	0 (0.0%)
45-55	0 (0.0%)
Total	5 (100.0%)



## 4. Administration and study environment

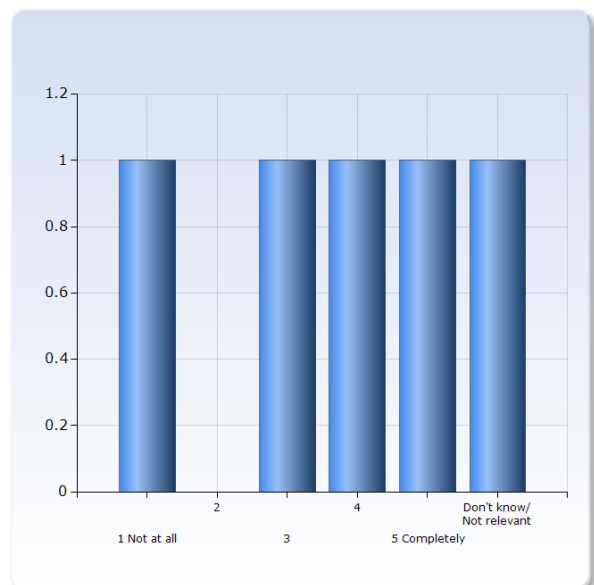
### I felt that the course was well organized

I felt that the course was well organized	Number of Responses
1 Not at all	0 (0.0%)
2	2 (40.0%)
3	2 (40.0%)
4	0 (0.0%)
5 Completely	1 (20.0%)
Don't know/ Not relevant	0 (0.0%)
Total	5 (100.0%)



### I have been able to find the information I felt I needed before and during the course

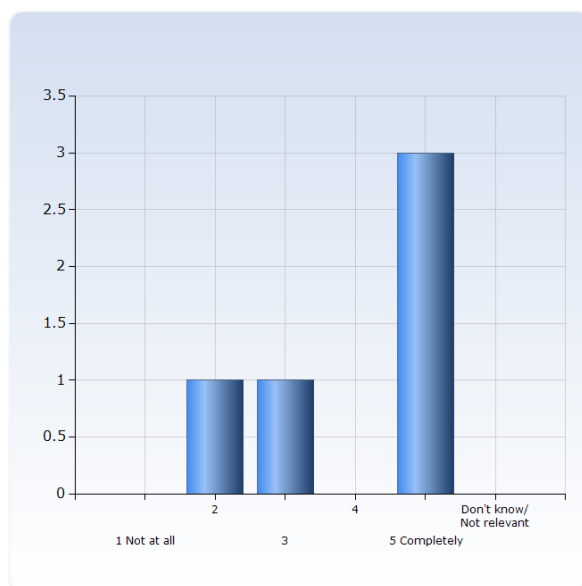
I have been able to find the information I felt I needed before and during the course	Number of Responses
1 Not at all	1 (20.0%)
2	0 (0.0%)
3	1 (20.0%)
4	1 (20.0%)
5 Completely	1 (20.0%)
Don't know/ Not relevant	1 (20.0%)
Total	5 (100.0%)





## I was able to get support when I needed it

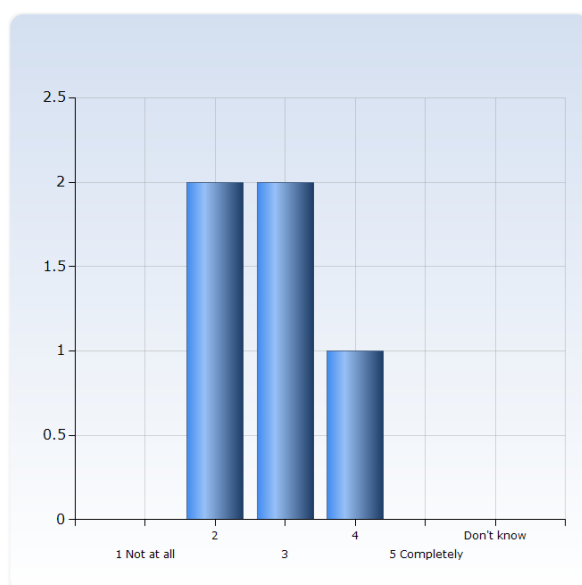
I was able to get support when I needed it	Number of Responses
1 Not at all	0 (0.0%)
2	1 (20.0%)
3	1 (20.0%)
4	0 (0.0%)
5 Completely	3 (60.0%)
Don't know/ Not relevant	0 (0.0%)
Total	5 (100.0%)



## 5. Student contribution

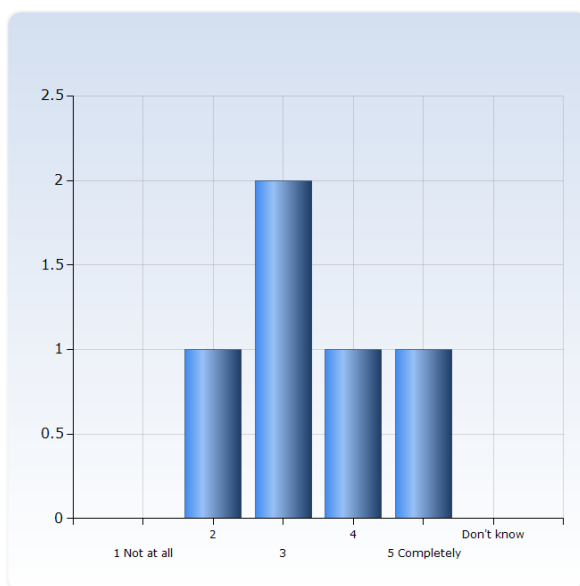
### I am satisfied with my own effort in the course

I am satisfied with my own effort in the course	Number of Responses
1 Not at all	0 (0.0%)
2	2 (40.0%)
3	2 (40.0%)
4	1 (20.0%)
5 Completely	0 (0.0%)
Don't know	0 (0.0%)
Total	5 (100.0%)



## I took responsibility for my own learning in the course

I took responsibility for my own learning in the course	Number of Responses
1 Not at all	0 (0.0%)
2	1 (20.0%)
3	2 (40.0%)
4	1 (20.0%)
5 Completely	1 (20.0%)
Don't know	0 (0.0%)
Total	5 (100.0%)



## 6. Overall impression

Overall I am satisfied with this course	Number of Responses
1 Not at all	0 (0.0%)
2	3 (60.0%)
3	0 (0.0%)
4	1 (20.0%)
5 Completely	1 (20.0%)
Don't know	0 (0.0%)
Total	5 (100.0%)

