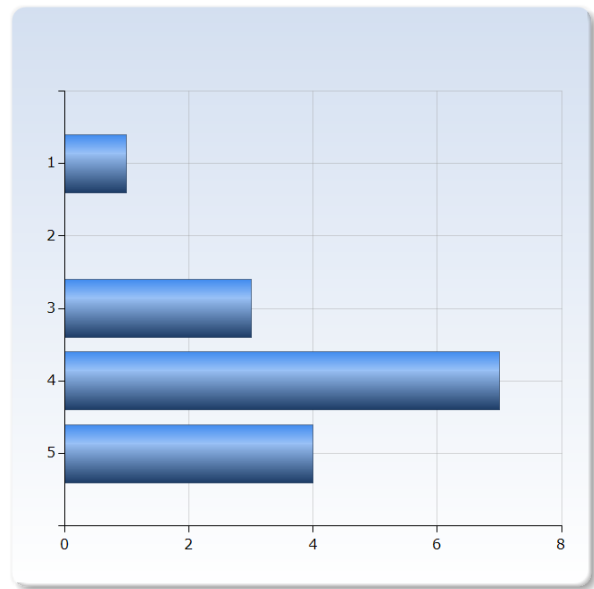


BL8049 HT20 START module 6 survey

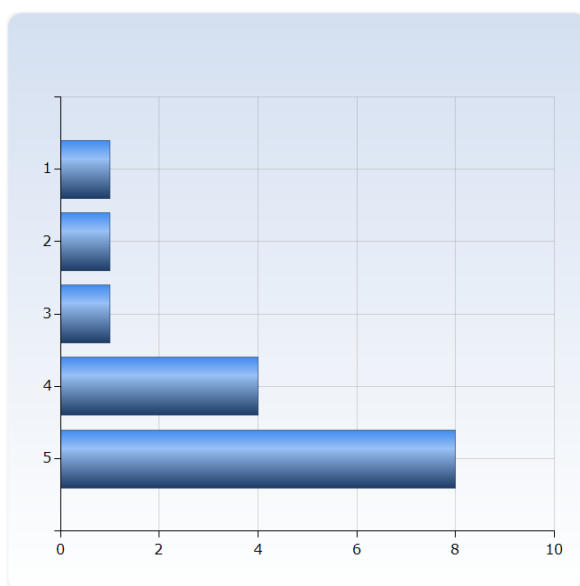
Respondents: 21
Answer Count: 15
Answer Frequency: 71.43%

General impressions on START module 6 HT20

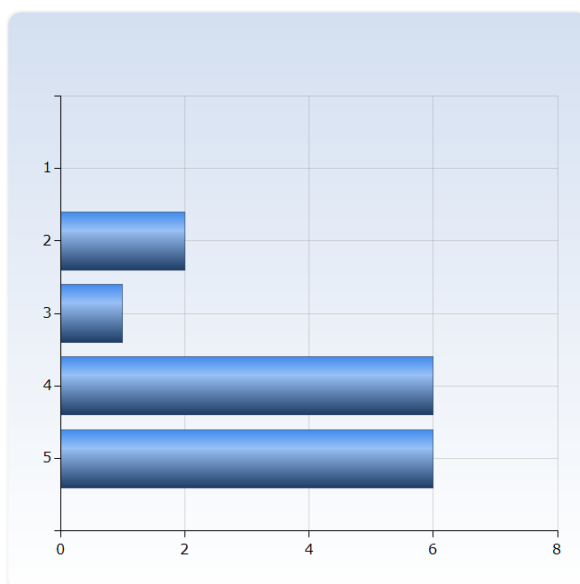
Overall, I am satisfied with the modules	Number of Responses
1	1 (6.7%)
2	0 (0.0%)
3	3 (20.0%)
4	7 (46.7%)
5	4 (26.7%)
Total	15 (100.0%)



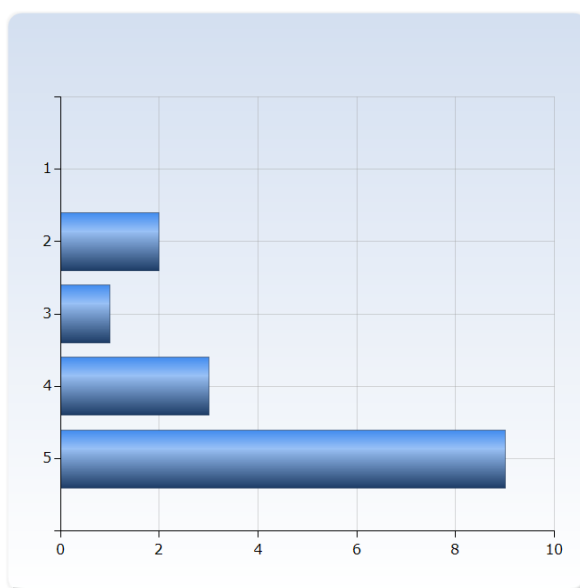
The content of the modules was relevant to me for achieving the expected learning outcomes	Number of Responses
1	1 (6.7%)
2	1 (6.7%)
3	1 (6.7%)
4	4 (26.7%)
5	8 (53.3%)
Total	15 (100.0%)



The teaching gave me good conditions to achieve the expected learning outcomes	Number of Responses
1	0 (0.0%)
2	2 (13.3%)
3	1 (6.7%)
4	6 (40.0%)
5	6 (40.0%)
Total	15 (100.0%)

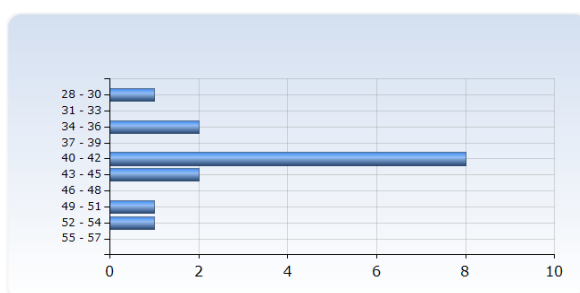


The examination/assessment tested how well I achieved the expected learning outcomes	Number of Responses
1	0 (0.0%)
2	2 (13.3%)
3	1 (6.7%)
4	3 (20.0%)
5	9 (60.0%)
Total	15 (100.0%)



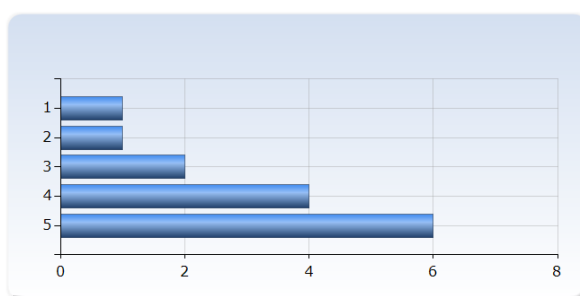
On average, I have spent approximately the following number of hours per week on the modules, total time, including self-study:

On average, I have spent approximately the following number of hours per week on the modules, total time, including self-study:	Number of Responses
28 - 30	1 (6.7%)
31 - 33	0 (0.0%)
34 - 36	2 (13.3%)
37 - 39	0 (0.0%)
40 - 42	8 (53.3%)
43 - 45	2 (13.3%)
46 - 48	0 (0.0%)
49 - 51	1 (6.7%)
52 - 54	1 (6.7%)
55 - 57	0 (0.0%)
Total	15 (100.0%)



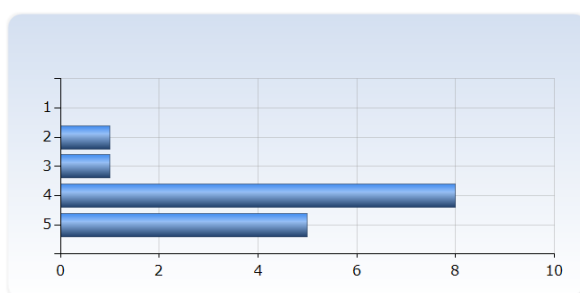
Teacher led sessions, including exercises

Teacher led sessions, including exercises	Number of Responses
1	1 (7.1%)
2	1 (7.1%)
3	2 (14.3%)
4	4 (28.6%)
5	6 (42.9%)
Total	14 (100.0%)



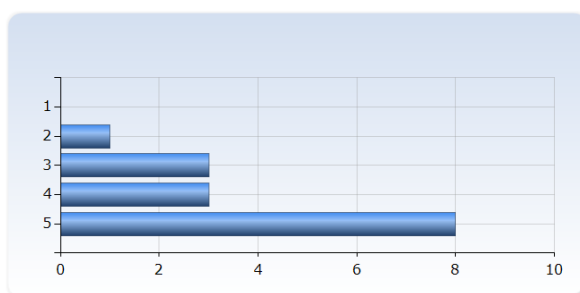
Scheduled home work exercises

Scheduled home work exercises	Number of Responses
1	0 (0.0%)
2	1 (6.7%)
3	1 (6.7%)
4	8 (53.3%)
5	5 (33.3%)
Total	15 (100.0%)



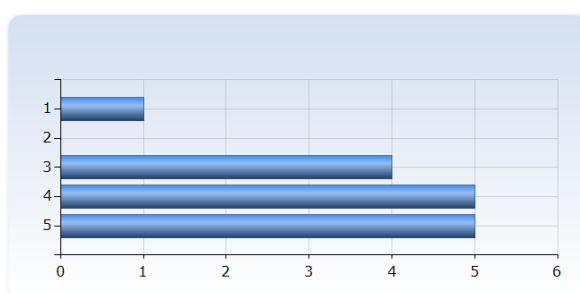
Feedback sessions

Feedback sessions	Number of Responses
1	0 (0.0%)
2	1 (6.7%)
3	3 (20.0%)
4	3 (20.0%)
5	8 (53.3%)
Total	15 (100.0%)



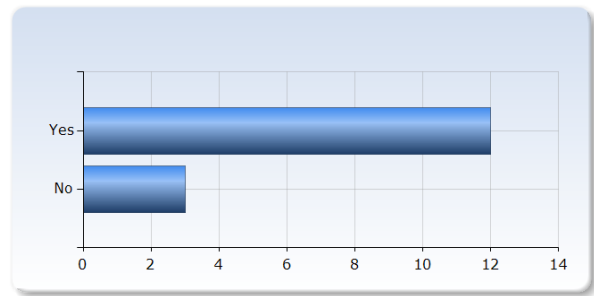
Group work in general

Group work in general	Number of Responses
1	1 (6.7%)
2	0 (0.0%)
3	4 (26.7%)
4	5 (33.3%)
5	5 (33.3%)
Total	15 (100.0%)



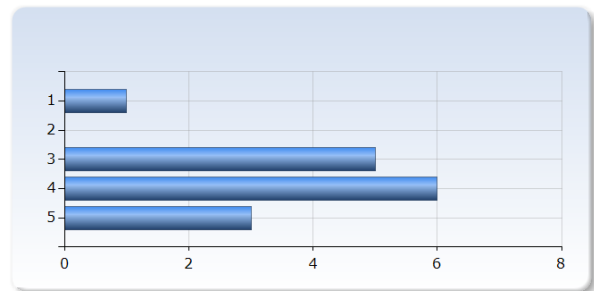
Has the sharing of work gone well – fairly?

Has the sharing of work gone well – fairly?	Number of Responses
Yes	12 (80.0%)
No	3 (20.0%)
Total	15 (100.0%)



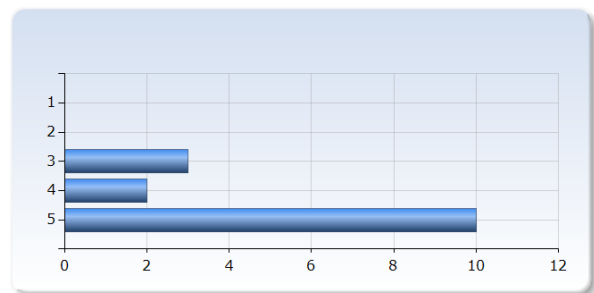
Wayfinder as the base for the group work

Wayfinder as the base for the group work	Number of Responses
1	1 (6.7%)
2	0 (0.0%)
3	5 (33.3%)
4	6 (40.0%)
5	3 (20.0%)
Total	15 (100.0%)



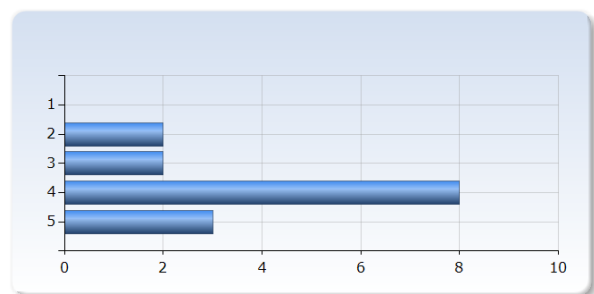
Presentations and discussion of group work

Presentations and discussion of group work	Number of Responses
1	0 (0.0%)
2	0 (0.0%)
3	3 (20.0%)
4	2 (13.3%)
5	10 (66.7%)
Total	15 (100.0%)



Individual assignments

Individual assignments	Number of Responses
1	0 (0.0%)
2	2 (13.3%)
3	2 (13.3%)
4	8 (53.3%)
5	3 (20.0%)
Total	15 (100.0%)



Background reading and other material

Background reading and other material	Number of Responses
1	0 (0.0%)
2	0 (0.0%)
3	2 (13.3%)
4	6 (40.0%)
5	7 (46.7%)
Total	15 (100.0%)

