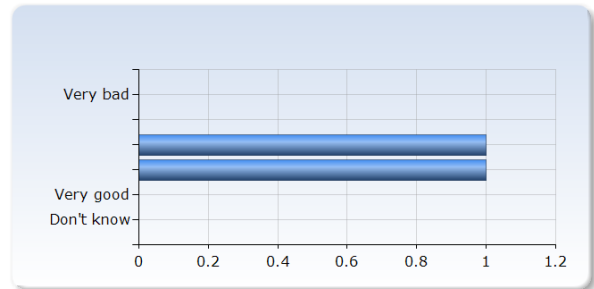


Course Evaluation AS7004 Observational Astrophysics II, VT21

Respondents: 6
Answer Count: 2
Answer Frequency: 33.33%

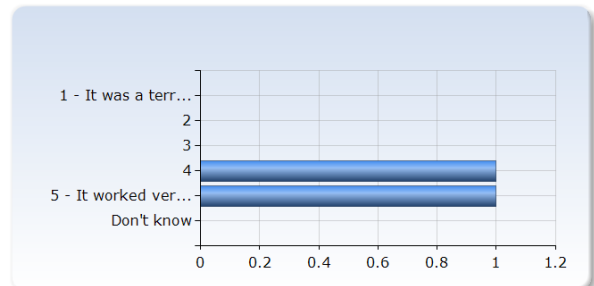
4. What is your impression of Athena?

What is your impression of Athena?	Number of Responses
Very bad	0 (0.0%)
	0 (0.0%)
	1 (50.0%)
	1 (50.0%)
Very good	0 (0.0%)
Don't know	0 (0.0%)
Total	2 (100.0%)



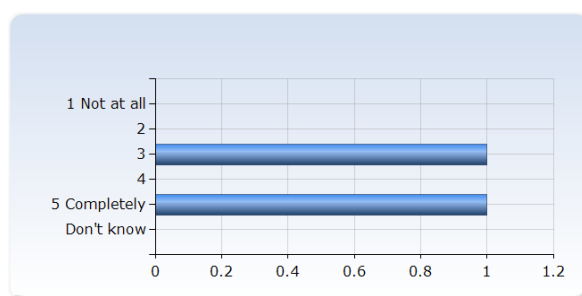
5. Most likely, during at least some part of the course, the video platform Zoom was used. What is your impression of Zoom?

Most likely, during at least some part of the course, the video platform Zoom was used. What is your impression of Zoom?	Number of Responses
1 - It was a terrible experience	0 (0.0%)
2	0 (0.0%)
3	0 (0.0%)
4	1 (50.0%)
5 - It worked very well	1 (50.0%)
Don't know	0 (0.0%)
Total	2 (100.0%)



7. Overall impression

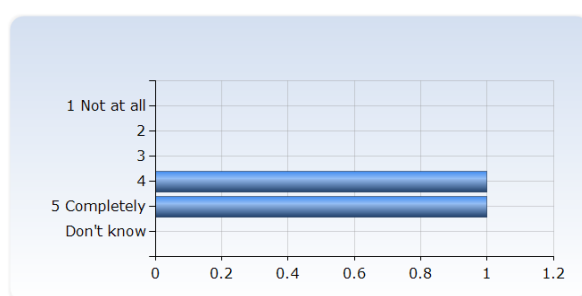
Overall I am satisfied with this course	Number of Responses
1 Not at all	0 (0.0%)
2	0 (0.0%)
3	1 (50.0%)
4	0 (0.0%)
5 Completely	1 (50.0%)
Don't know	0 (0.0%)
Total	2 (100.0%)



8. Student contribution

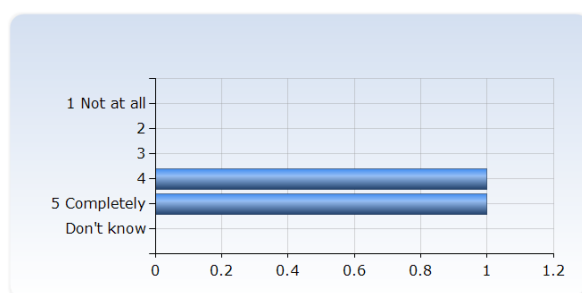
I am satisfied with my own effort in the course

I am satisfied with my own effort in the course	Number of Responses
1 Not at all	0 (0.0%)
2	0 (0.0%)
3	0 (0.0%)
4	1 (50.0%)
5 Completely	1 (50.0%)
Don't know	0 (0.0%)
Total	2 (100.0%)



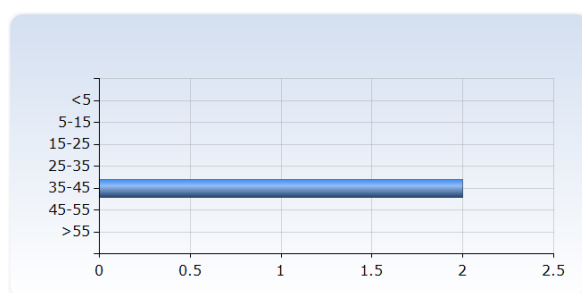
I took responsibility for my own learning in the course

I took responsibility for my own learning in the course	Number of Responses
1 Not at all	0 (0.0%)
2	0 (0.0%)
3	0 (0.0%)
4	1 (50.0%)
5 Completely	1 (50.0%)
Don't know	0 (0.0%)
Total	2 (100.0%)



9. Work load

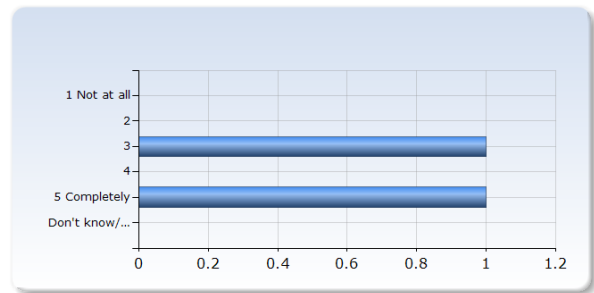
Indicate how many hours per week on average you have spent on the course, including self-studies and scheduled study time	Number of Responses
<5	0 (0.0%)
5-15	0 (0.0%)
15-25	0 (0.0%)
25-35	0 (0.0%)
35-45	2 (100.0%)
45-55	0 (0.0%)
>55	0 (0.0%)
Total	2 (100.0%)



10. Clear aims

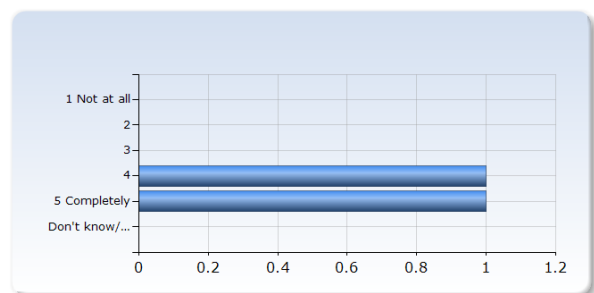
It was clear to me what I was expected to learn

It was clear to me what I was expected to learn	Number of Responses
1 Not at all	0 (0.0%)
2	0 (0.0%)
3	1 (50.0%)
4	0 (0.0%)
5 Completely	1 (50.0%)
Don't know/ Not relevant	0 (0.0%)
Total	2 (100.0%)



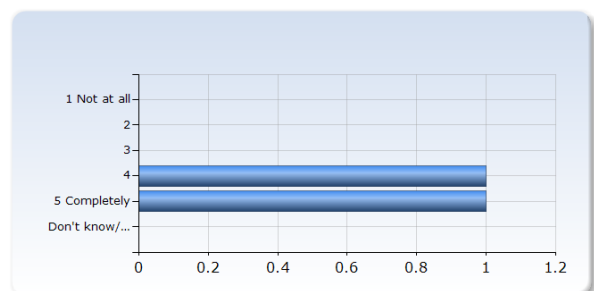
I felt that the course content and teaching methods were relevant to the learning outcomes

I felt that the course content and teaching methods were relevant to the learning outcomes	Number of Responses
1 Not at all	0 (0.0%)
2	0 (0.0%)
3	0 (0.0%)
4	1 (50.0%)
5 Completely	1 (50.0%)
Don't know/ Not relevant	0 (0.0%)
Total	2 (100.0%)



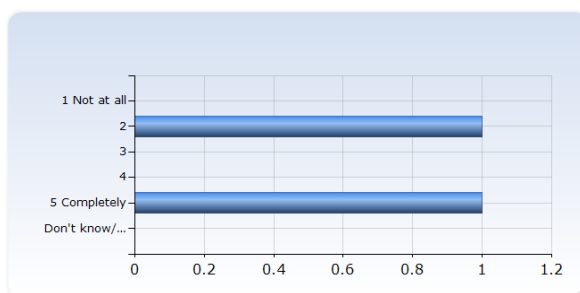
The examination tested how well I had achieved the learning outcomes

The examination tested how well I had achieved the learning outcomes	Number of Responses
1 Not at all	0 (0.0%)
2	0 (0.0%)
3	0 (0.0%)
4	1 (50.0%)
5 Completely	1 (50.0%)
Don't know/ Not relevant	0 (0.0%)
Total	2 (100.0%)



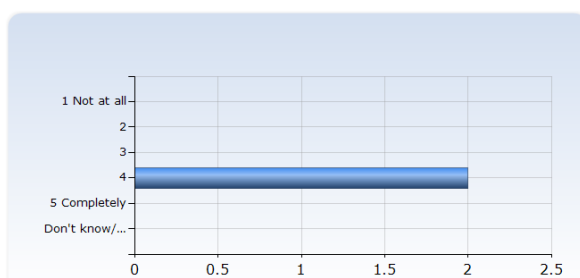
The course corresponded to my expectations

The course corresponded to my expectations	Number of Responses
1 Not at all	0 (0.0%)
2	1 (50.0%)
3	0 (0.0%)
4	0 (0.0%)
5 Completely	1 (50.0%)
Don't know/ Not relevant	0 (0.0%)
Total	2 (100.0%)



I feel that I will have use of what I have learnt after my studies

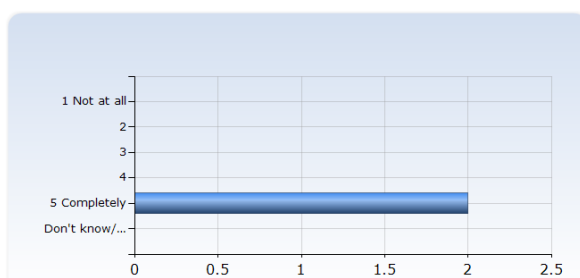
I feel that I will have use of what I have learnt after my studies	Number of Responses
1 Not at all	0 (0.0%)
2	0 (0.0%)
3	0 (0.0%)
4	2 (100.0%)
5 Completely	0 (0.0%)
Don't know/ Not relevant	0 (0.0%)
Total	2 (100.0%)



11. Good teaching

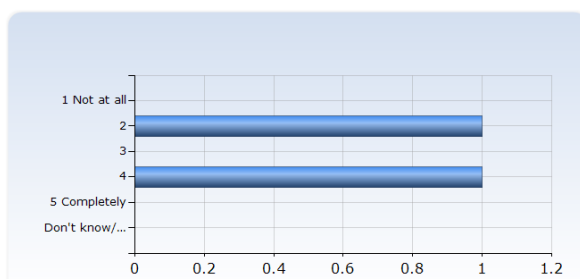
The course prerequisites were sufficient to follow the course

The course prerequisites were sufficient to follow the course	Number of Responses
1 Not at all	0 (0.0%)
2	0 (0.0%)
3	0 (0.0%)
4	0 (0.0%)
5 Completely	2 (100.0%)
Don't know/ Not relevant	0 (0.0%)
Total	2 (100.0%)



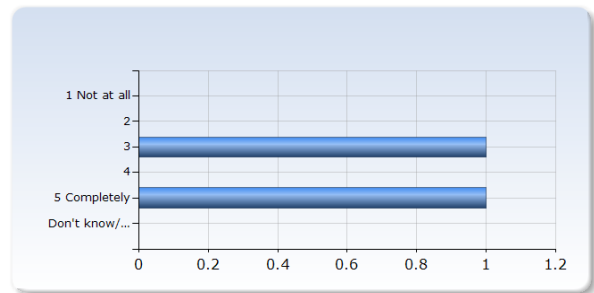
I felt that the course was well structured

I felt that the course was well structured	Number of Responses
1 Not at all	0 (0.0%)
2	1 (50.0%)
3	0 (0.0%)
4	1 (50.0%)
5 Completely	0 (0.0%)
Don't know/ Not relevant	0 (0.0%)
Total	2 (100.0%)



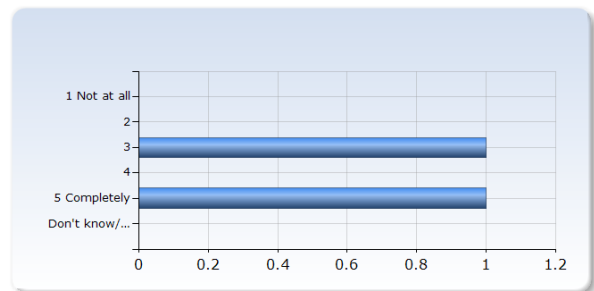
I felt that the teachers have helped me to reach the learning outcomes

I felt that the teachers have helped me to reach the learning outcomes	Number of Responses
1 Not at all	0 (0.0%)
2	0 (0.0%)
3	1 (50.0%)
4	0 (0.0%)
5 Completely	1 (50.0%)
Don't know/ Not relevant	0 (0.0%)
Total	2 (100.0%)



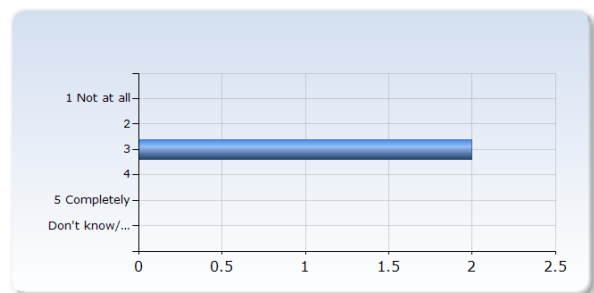
I could understand what was being taught

I could understand what was being taught	Number of Responses
1 Not at all	0 (0.0%)
2	0 (0.0%)
3	1 (50.0%)
4	0 (0.0%)
5 Completely	1 (50.0%)
Don't know/ Not relevant	0 (0.0%)
Total	2 (100.0%)



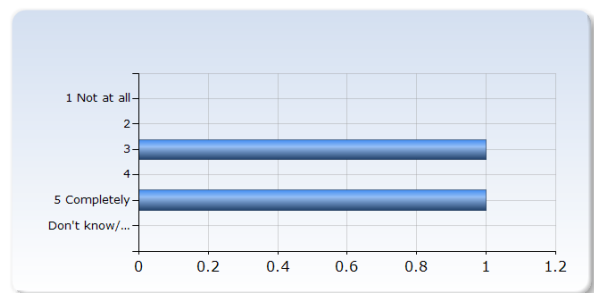
I have received constructive feedback on my performance

I have received constructive feedback on my performance	Number of Responses
1 Not at all	0 (0.0%)
2	0 (0.0%)
3	2 (100.0%)
4	0 (0.0%)
5 Completely	0 (0.0%)
Don't know/ Not relevant	0 (0.0%)
Total	2 (100.0%)



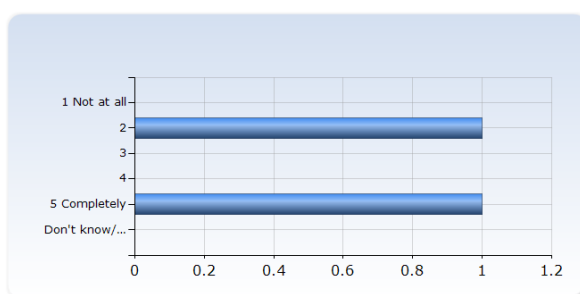
I was encouraged to reflect on my learning during the course

I was encouraged to reflect on my learning during the course	Number of Responses
1 Not at all	0 (0.0%)
2	0 (0.0%)
3	1 (50.0%)
4	0 (0.0%)
5 Completely	1 (50.0%)
Don't know/ Not relevant	0 (0.0%)
Total	2 (100.0%)



The course material helped me in my work to achieve the learning outcomes (literature, e-resources etc.)

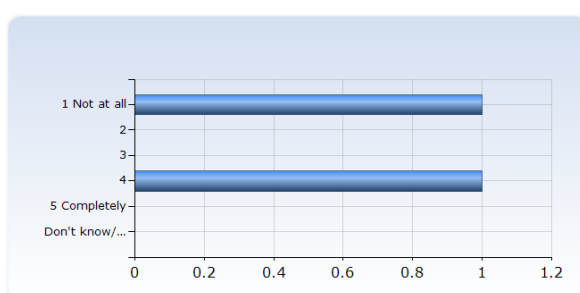
The course material helped me in my work to achieve the learning outcomes (literature, e-resources etc.)	Number of Responses
1 Not at all	0 (0.0%)
2	1 (50.0%)
3	0 (0.0%)
4	0 (0.0%)
5 Completely	1 (50.0%)
Don't know/Not relevant	0 (0.0%)
Total	2 (100.0%)



12. Administration and study environment

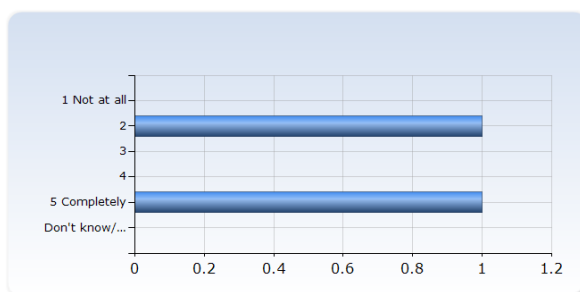
I felt that the course was well organized

I felt that the course was well organized	Number of Responses
1 Not at all	1 (50.0%)
2	0 (0.0%)
3	0 (0.0%)
4	1 (50.0%)
5 Completely	0 (0.0%)
Don't know/Not relevant	0 (0.0%)
Total	2 (100.0%)



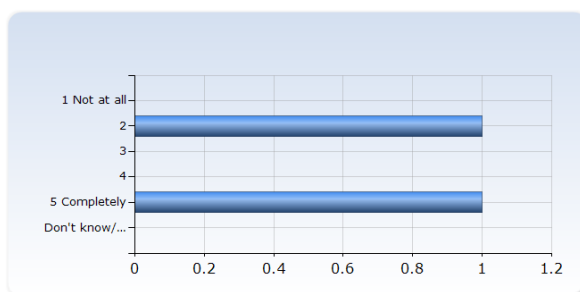
I have been able to find the information I felt I needed before and during the course

I have been able to find the information I felt I needed before and during the course	Number of Responses
1 Not at all	0 (0.0%)
2	1 (50.0%)
3	0 (0.0%)
4	0 (0.0%)
5 Completely	1 (50.0%)
Don't know/Not relevant	0 (0.0%)
Total	2 (100.0%)



I was able to get support when I needed it

I was able to get support when I needed it	Number of Responses
1 Not at all	0 (0.0%)
2	1 (50.0%)
3	0 (0.0%)
4	0 (0.0%)
5 Completely	1 (50.0%)
Don't know/Not relevant	0 (0.0%)
Total	2 (100.0%)



13. Please let us know if you feel that students has not been treated with respect or has been discriminated against.