

Environmental survey IGV 2021

Respondents: 70
 Answer Count: 46
 Answer Frequency: 65.71%

The survey was carried out in March 2022. It was sent to 70 people in the categories ac, phd and ta. In total 46 answers were received, giving an answer frequency of 66%. The response rate per category was 72% in ac, 53% in phd and 65% in ta.

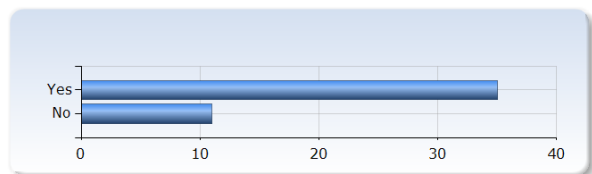
Part I contains questions intended as a basis for further discussions at the IGV Collegium on Climate and Teaching in April 2022.

The Part II questions are a way to follow up on environmental goals and see how we comply with environmental routines.

Part I - Questions in preparation for the IGV Collegium on climate and teaching

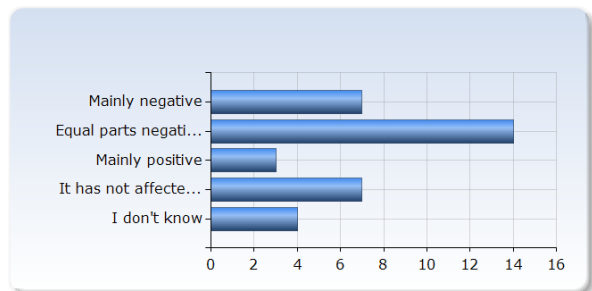
1. Do you work as a researcher (PhD-students included)?

1. Do you work as a researcher (PhD-students included)?	Number of Responses
Yes	35 (76.1%)
No	11 (23.9%)
Total	46 (100.0%)



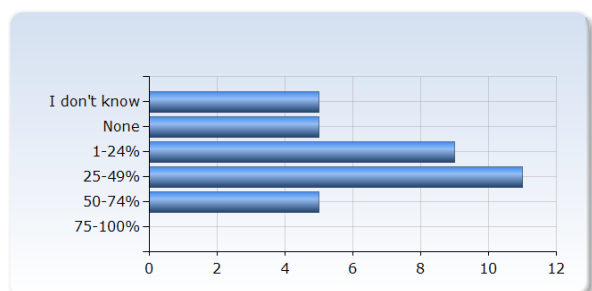
1a. How has an increased number of digital meetings and a reduced number of business trips due to Covid-19 affected your research?

1a. How has an increased number of digital meetings and a reduced number of business trips due to Covid-19 affected your research?	Number of Responses
Mainly negative	7 (20.0%)
Equal parts negative and positive	14 (40.0%)
Mainly positive	3 (8.6%)
It has not affected my research	7 (20.0%)
I don't know	4 (11.4%)
Total	35 (100.0%)



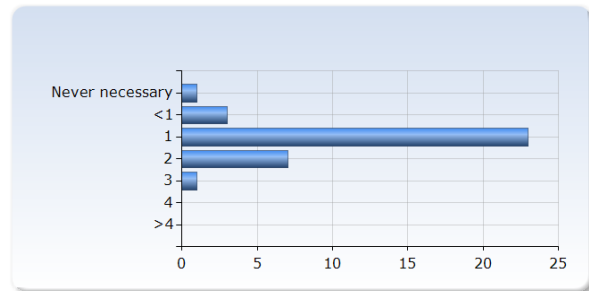
1b. What percentage of your research business trips do you think you could replace, and are you willing to replace, with digital alternatives in the future?

1b. What percentage of your research business trips do you think you could replace, and are you willing to replace, with digital alternatives in the future?	Number of Responses
I don't know	5 (14.3%)
None	5 (14.3%)
1-24%	9 (25.7%)
25-49%	11 (31.4%)
50-74%	5 (14.3%)
75-100%	0 (0.0%)
Total	35 (100.0%)

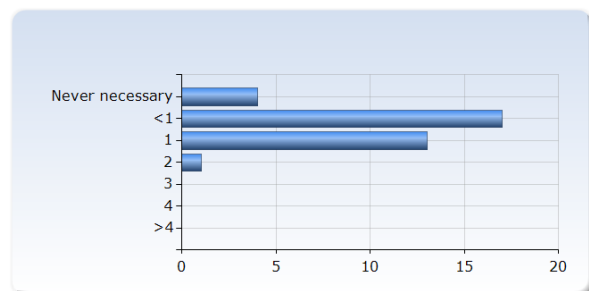


1c. How many trips/year (return) do you think is necessary for you in your research, and could not be replaced by digital alternatives? Rough estimates are sufficient.

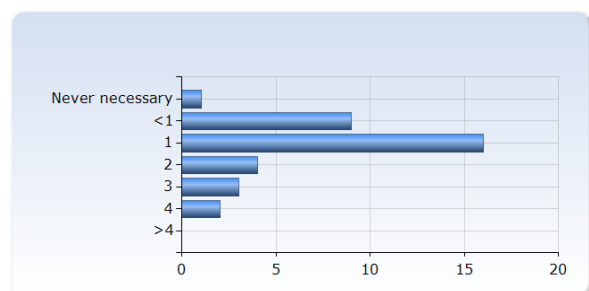
Conferences in Europe	Number of Responses
Never necessary	1 (2.9%)
<1	3 (8.6%)
1	23 (65.7%)
2	7 (20.0%)
3	1 (2.9%)
4	0 (0.0%)
>4	0 (0.0%)
Total	35 (100.0%)



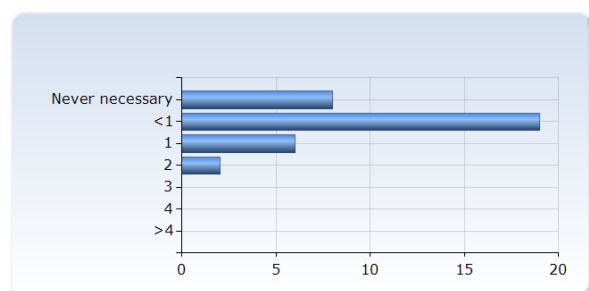
Conferences outside Europe	Number of Responses
Never necessary	4 (11.4%)
<1	17 (48.6%)
1	13 (37.1%)
2	1 (2.9%)
3	0 (0.0%)
4	0 (0.0%)
>4	0 (0.0%)
Total	35 (100.0%)



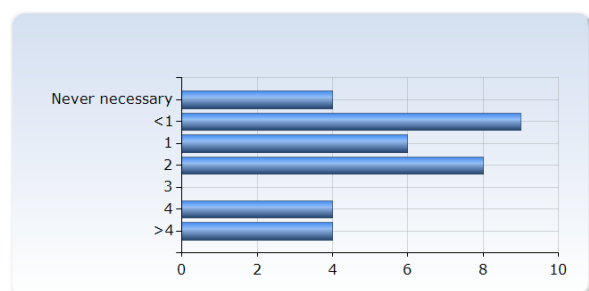
Meetings (research group, panellist etc) in Europe	Number of Responses
Never necessary	1 (2.9%)
<1	9 (25.7%)
1	16 (45.7%)
2	4 (11.4%)
3	3 (8.6%)
4	2 (5.7%)
>4	0 (0.0%)
Total	35 (100.0%)



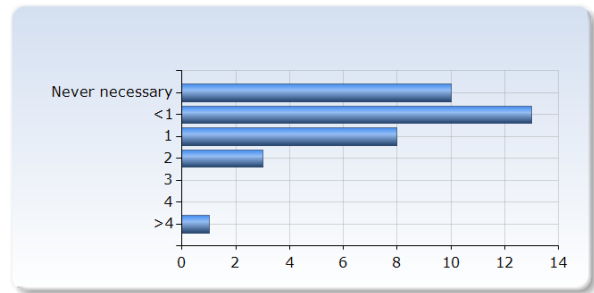
Meetings (research group, panellist etc) outside Europe	Number of Responses
Never necessary	8 (22.9%)
<1	19 (54.3%)
1	6 (17.1%)
2	2 (5.7%)
3	0 (0.0%)
4	0 (0.0%)
>4	0 (0.0%)
Total	35 (100.0%)



Fieldwork in Europe	Number of Responses
Never necessary	4 (11.4%)
<1	9 (25.7%)
1	6 (17.1%)
2	8 (22.9%)
3	0 (0.0%)
4	4 (11.4%)
>4	4 (11.4%)
Total	35 (100.0%)



Fieldwork outside Europe	Number of Responses
Never necessary	10 (28.6%)
<1	13 (37.1%)
1	8 (22.9%)
2	3 (8.6%)
3	0 (0.0%)
4	0 (0.0%)
>4	1 (2.9%)
Total	35 (100.0%)



1d. Do you have any suggestions on how greenhouse gas emissions related to research at IGV could be reduced (travel associated or other)?

1d. Do you have any suggestions on how greenhouse gas emissions related to research at IGV could be reduced (travel associated or other)?

In general i think it would be great if researchers would be helped by someone who know audio and video well to set up their computers for meetings. This is both an equipment and know-how issue. For example, I am using a ~20 year old webcam, and the one i could borrow from IGV didn't give better results on my computer.

Presently, many researchers do their video presentations (including lecture hall presentations such as phd presentations and lectures that are also on zoom) with really crappy audio, making it very tiresome to listen to, and often impossible for the digital audience to hear and/or meaningfully interact and ask questions.

If we'd have better audio/video, I think more people would get better experiences using digital alternatives to travel.

better deals on electric car rental compared to fossil fuel cars

Making it easier to travel by rail in Europe (i.e. allowing time and covering costs).

Less cooling of offices. They are uncomfortable cold as it is in summer with no way to decrease air conditioning.

Prefer the train to the plane as often as possible

None

While I think it is good to encourage meetings digitally, I think it is very important to not overdo this. The substantial reduction in physical meetings during the last years already harms science, destabilise the world politically and has isolated scientists in parts of the world with serious consequences. It is extremely narrow minded if we continue to focus on this as a solution for the climate crisis as it frankly does not matter much. We have already reduced the traveling to the bare minimum and beyond within the research community. We must now look at what we consume, what we can do in terms of our energy consumption, how we reuse our material and change/or even obstruct to ridiculous rules that prevents us from implementing a circular thinking. Solar panels to support SU's energy consumption would be a long hanging fruit. Buying second hand material when available, but ridiculous rules may prevent us from that.

The low hanging fruits travel

Encourage people to travel collectively by SL instead of car.

First of all, be critical about collaborations/funding. Are fossil fuel companies or other mega corporations involved and will they possibly exploit this in their advantage but at the cost of the climate?

Long distance flights are the worst, so maybe discourage to visit far away conferences if better options are available?

/

Increased community travel to/from work (or walk/cycle if living close by)

Nothing more than focusing on the positive side of covid-19 restrictions, i.e. that digital meetings are now much more common and that on its own will reduce travel a fair bit.

- low emission cars / vans that we can rent for research instead of normal rental cars

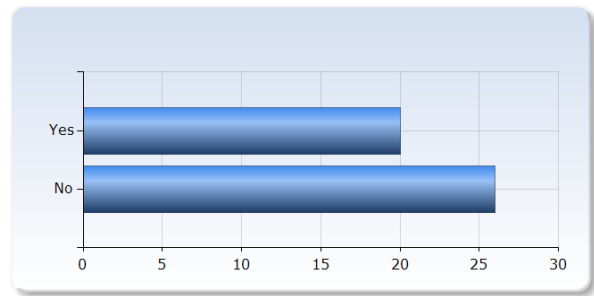
- not cover costs for flights within Sweden, pay night trains with cabins instead

do PhD defenses by zoom, close parking lots at SU

Mainly in the efficiency of research cruise planning - days at sea, joint efforts, sampling locations

2. Do you work with teaching?

2. Do you work with teaching?	Number of Responses
Yes	20 (43.5%)
No	26 (56.5%)
Total	46 (100.0%)



2a. The pandemic has caused many problems for teaching. What has been the most negative (in short) and are there any positive side effects?

2a. The pandemic has caused many problems for teaching. What has been the most negative (in short) and are there any positive side effects?

Remote teaching has both pos and neg effects.

Field teaching via Zoom has been the most negative.

For larger classes, Zoom allows for ensuring that all students participate actively (e.g. using Chat and polls for interaction).

There is not personal interactions between students and teachers when using zoom. They put their video's off. It is difficult to foster discussion.

no time

Mentally exhausting to always sit at screens while we would otherwise have off-screen time when teaching and talking to students. Lack of interactive contact allows for too little interactive discussions.

Having to work around class size limitations on campus and on field trips. I guess digital options allow the most flexibility for everyone.

Students using it as an excuse to not participate in learning activities

Good students have probably managed fairly well, weaker students have probably struggled a lot. The important part of excursions have suffered a lot.

Negative: less of motivation and engagement of students. No excursions

Better structure on the courses but interaction with students are limited and not very effective on digital meetings.

Because of the uncertainty related to the pandemic and the transition to online courses more time went into administration and less into teaching which had negative effects on the quality of the courses.

Neagative: Zoom-teaching is boring and ineffective. Positive: We had to develop new exercises and have learned to make open-book home exams, which need different-style questions that can be re-used as exercises.

Not being able to tech students in the field and in the lab to the extent one would want. In terms of teaching theory having virtual or hybrid options is beneficial

mixed online and physical teaching is difficult.

NEGATIVE: Unable to run residential field excursions for students. The going somewhere far away from Stockholm is needed to see different environments/geology and staying together with your peer group and teachers for a few days is a good for students to immerse them in the subject and to bond with their fellow students and find new study-partnerships.

Had to repeat or cancel labs due to space issues.

I find Zoom teaching highly unsatisfactory, for teachers and staff. I cannot assess who understands and who does not and students do not interact well on Zoom, generally.

POSITIVE: I did end up finding a new local alternative as a geology excursion day trip, which turned out to be useful. We have also decided to focus on a Swedish location for the first year excursion, which previously has been in Scotland, and with the large numbers of students (ca. 45 students, 5-6 staff), has a high time and/or carbon footprint.

Zoom did offer a solution for if a teacher is home with a sick child or is ill them self. The lectures or recorded version went on.

no contact with students

Negative with distance teching when it's supposed to be onsite - otherwise OK

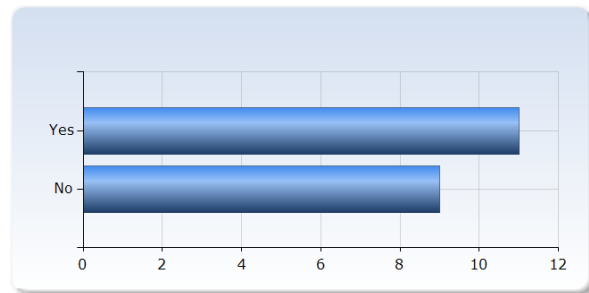
Students got lazy in attending the lectures/practicals on site. they often prefer to just attend the online class, skipping the on site practicals.

Lecturing on Zoom is suboptimal in many ways. The personal contacts with the students are harmed, and the necessary feedback during lecturing is lost. Technical problems are common, which causes delays and frustration.

Learning outcome in distance teaching is much worse. I don't see many positive sides

2b. Do you lead or co-lead any excursions?

2b. Do you lead or co-lead any excursions?	Number of Responses
Yes	11 (55.0%)
No	9 (45.0%)
Total	20 (100.0%)



If any of your excursions have been cancelled or had to change location due to Covid-19, how has this affected the quality of teaching for the students (negative and positive)? Please specify course/trip, the alteration and the outcome regarding teaching quality and/or content.

If any of your excursions have been cancelled or had to change location due to Covid-19, how has this affected the quality of teaching for the students (negative and positive)? Please specify course/trip, the alteration and the outcome regarding teaching quality and/or content.

Change of location has, in some instances, been positive.

Replacing excursions with Zoom has been very challenging and has reduced pedagogic quality.

Was already in Sweden so no change needed.

Yes we had to modify my field trip, negative.

Since the ore geology excursion was already moved to Sweden the year before corona nothing changed.

In terrestrial geophysics, we planned to go to Småland for a 1 week fieldwork. Instead we did it in Frescati, which was negative in that the geology is boring and show little variation. On the positive side, it wasn't totally pointless, and we learned a lot about the bedrock in our backyard...

Field Studies MSc course GG7014 - the plan was to go to Utö but we couldn't go there as it is an island. We found another alternative and it worked ok but with limited students. Both of the localities are near Stockholm so there would be no big difference in terms of CO2 output

Igneous and Metamorphic petrology GG4212 originally went to Islay in Scotland. This year we have no field course. This is not entirely due to covid but due to the rearrangement of our programs.

See above.

Paleoceanography Bremen excursion cancelled 2 years in a row. Students missed out of a unique experience to visit a big core repository, analyze a wide diversity of marine sediments, and see a state-of-the art marine engineering facility.

First year students missed out residential excursions to Gotland, Scotland, and missed out on divers geology and bonding with their subject and peers.

The local alternatives (web-based assessment of marine IODP cores, first year day excursion to Närke, geology excursion to Utö, were sufficient but definitely less satisfactory alternatives.

excursions are the live blood of geology and are the most essential part of our education. Any cuts are extremely negative of teaching quality

No field trips during the pandemic - students had to do an alternative exercise instead

It has affected the quality in a negative way. A proper field course away from home brings together the class and offers an unique opportunity to really learn a subject in-depth.

Yes, it was really complicated. The limited number of student made planning difficult and the dangers of having to cancel everything affected the learning goals significantly.

In the future, which (if any) of your excursions do you think could be permanently moved to Sweden or a location reachable with a smaller climate footprint than previously? Which could not?

In the future, which (if any) of your excursions do you think could be permanently moved to Sweden or a location reachable with a smaller climate footprint than previously? Which could not?

Evening course excursions can be moved to Sweden.

Some candidate/Masters excursions can also be moved to Sweden.

Some international excursions are important for geology students. Of my own excursions, I would recommend keeping the Scotland excursion, but moving my other excursions to Sweden.

Scotland I guess... tough call

I do not have any excursion to outside Sweden

The ore geology excursion will probably stay in Sweden.

I don't have excursions abroad, and keep as close to Stockholm as possible.

All my field excursions are now in Sweden - Ore Geology MSc course (GG8117) and the Field studies MSc course GG7014. They both work very well. Ore Geology previously had a field trip to Cyprus but I moved it to Sweden due to climate change reasons but this happened prior to covid.

We have come up with a new solution for the first year ground course involving Swedish Geology of Gotland, and Utö. This is a good compromise. I do not know about the climate footprint of the Gotland ferry. Possibly no better than flying somewhere further afield?

none

No - the target for the field trips does not exist within Sweden

My personal view is that almost all excursions could be held in Sweden.

No changes are planned. It will still be desirable to have locations outside Sweden to enable a broader education.

2c. Do you have any suggestions on how greenhouse gas emissions related to teaching at IGV could be reduced (travel associated or other)?

2c. Do you have any suggestions on how greenhouse gas emissions related to teaching at IGV could be reduced (travel associated or other)?

Excursions closer by

Allowing time for rail travel, procuring a car rental company that provides electric cars, ensuring that environment is priority 1 on all procurements related to teaching (and everything else).

Try to locate all excursions that have good options in Sweden, but again not forget that we should also have some international dimension in our teaching.

Excursions hold be close to Stockholm

Encourage people to travel collectively by SL instead of car. Plan excursions in Sweden instead of abroad.

Hybrid teaching. Theory could always be taught online so students only travel to IGV for practical classes or for field teaching. Limiting practical or field teaching will directly lead to lower quality of education.

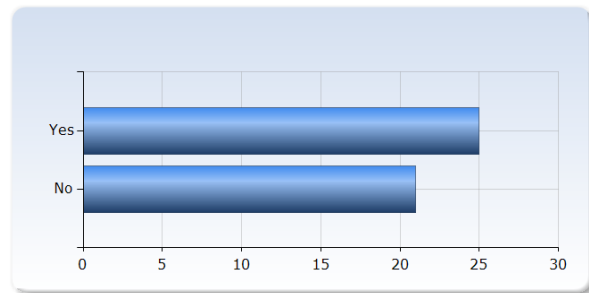
see above

if one restricts excursions etc. then geology is loosing its most attractive component

No, not to a significant extent.

3. Do you work in IGV laboratories?

3. Do you work in IGV laboratories?	Number of Responses
Yes	25 (54.3%)
No	21 (45.7%)
Total	46 (100.0%)



3a. Do you have any suggestions on how greenhouse gas emissions related to laboratory work at IGV could be reduced?

3a. Do you have any suggestions on how greenhouse gas emissions related to laboratory work at IGV could be reduced?

Efficient fumehoods and smart ventilation only when needed. Instruments in standby when possible

Before buying new equipment, make it routine to check availability in other labs first.

Maybe do an "energy check lab tour" once a year (?) to look for possible energy saving improvements.

Check with VWR if they can coordinate delivery of goods to us. Now it is more usual things are delivered separately even when ordered at the same time.

No

No

To be honest I don't see many options in the lab where greenhouse gas emissions can be reduced.

Not really.

/

Careful plan and use of consumables, e.g., gloves, tips, etc, could help reduce the waste. Think of reusable replacements, such as using beakers instead of plastic vials if possible.

Not really

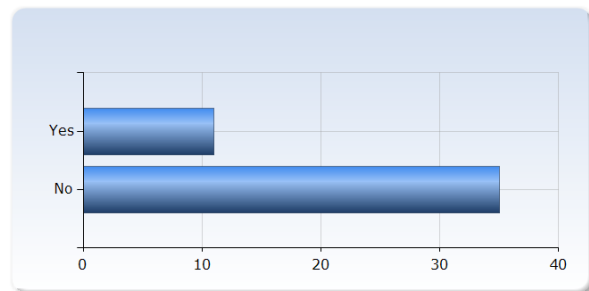
No

Power consumption can be made for efficient. Think over the power consumption with the light sources. Why are no LED's considered? The air conditioning system must be the worst power sink.

Coordinating orders (reducing transport), recycling of old equipment and chemicals (sharing/exchanging with other departments instead of throwing), careful planning to optimize consumption of energy and consumables (not always possible !!)

4. Do you work administratively?

4. Do you work administratively?	Number of Responses
Yes	11 (23.9%)
No	35 (76.1%)
Total	46 (100.0%)



4a. Do you have any suggestions on how administration at IGV/SU can support the reduction of greenhouse gas emissions?

4a. Do you have any suggestions on how administration at IGV/SU can support the reduction of greenhouse gas emissions?

No, we have for done what is possible

Encourage people to travel collectively by SL instead of car.

Recycle more furniture, fix rather than always replace computers etc.

När vi deltar i upphandlingar så kan vi som aktiv part påverka så att miljö och - klimataspekten beaktas.

No

5. Do you have suggestions on how we can reduce greenhouse gas emissions related to work at IGV (other than covered above)?

5. Do you have suggestions on how we can reduce greenhouse gas emissions related to work at IGV (other than covered above)?

Public transport&biking

Locally, we can look at purchasing, office furniture (can this be second hand), can old computers be donated to charities, all light replacements need to be LEDs, effective reduction of office space

-

-

I repeat some from 1d:

"We must now look at what we consume, what we can do in terms of our energy consumption, how we reuse our material and change/or even obstruct to ridiculous rules that prevents us from implementing a circular thinking. Solar panels to support SU's energy consumption would be a long hanging fruit. Buying second hand material when available, but ridiculous rules may prevent us from that."

Work from home 1-2 days a week but that is already in place

Reduce the room temperatures.

/

No

No

-Make sure akademiskahus prioritize fix the heating in offices so that people are not using personal electric heaters to heat their rooms.

- build bike shed to motivate people to cycle to work. We need a safe, dry, convenient place to park bikes.

- turn of automatic AC and automatic heating, in the summer it has been too cold in the offices, in the winter it's been in some offices too warm and in others too cold

n/a

No

Don't drive privately to work, use public transport or cycle.

Sharing resources inside SU in general

6. Do you have ideas on what SU at the central level could do to reduce it's climate footprint?

6. Do you have ideas on what SU at the central level could do to reduce it's climate footprint?

Invest in renewable energy on the buildings (solar panels, energy storage), sustainable buildings that are energy efficient

Procurement and buildings are the most important targets centrally.

-

Work for installing solar panels on all suitable roofs, together with Akademiska hus.

-

More solar panels

There is a lot. Oversee our energy consumption, and where it comes from, look into how we can implement a circulation thinking with regards to our consumption, work around rules so that prevents us from making the best choices for the environment. Reduce administration for the core activity (kärnverksamhet), and make a big effort on instead supporting it, since administration takes time from science, cost hours, which not matter how you count it, "cost carbon".

No

Sensitize the employees and students for the topic. Reduce print material. Stop selling meat at the campus restaurants.

Encourage people to travel collectively by SL instead of car.

Encourage more plantbased food options, only invest in green options, make sure you have accounts at a bank that does not invest in fossil fuels etc.

Evaluation of whether there is wasted resources at central level. Does the university really need so many people employed in central services? This takes resources, space.

Better recycling (e.g. food waste)

/

No

Ensure that the procurement section think about choosing services, e.g. rental cars, catering, close to or on the university campus or near where a staff member lives to limit unnecessary transits, instead of sending staff long distances to pick up rental cars from restricting procured providers (Arlanda!!-ridiculous) or having fika driven in from the centre of town.

Common sense needed.

reduce administration

No

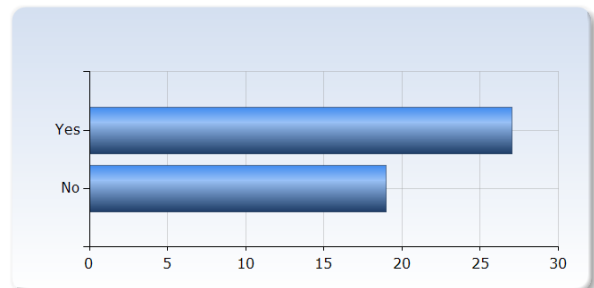
Oversee power consumption. But, certain analytical instrument need to remained turned on, even if they consume a lot of power. But, if some of the instruments are expected not to be used for say 1 month, they should be turned off. This is has to be investigated by the specialist engineer.

Part II - Follow-up on environmental goals and regulations

A new Environmental Policy for Stockholm University was adopted by the President of SU in April 2021.

1. Have you read the new Environmental policy?

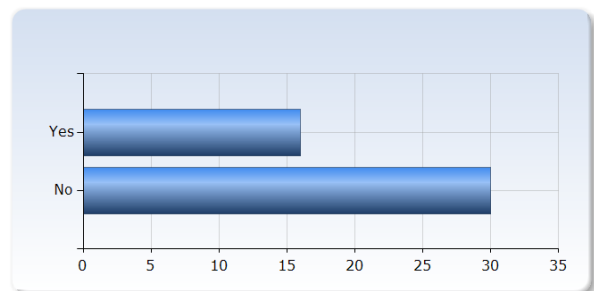
1. Have you read the new Environmental policy?	Number of Responses
Yes	27 (58.7%)
No	19 (41.3%)
Total	46 (100.0%)



In December 2020 the Stockholm University Climate Roadmap was adopted by the President of SU. The roadmap will lead to work in research, education and operational support to reduce the University's carbon footprint and achieve carbon neutrality by 2040.

2. Have you read the Climate Roadmap?

2. Have you read the Climate Roadmap?	Number of Responses
Yes	16 (34.8%)
No	30 (65.2%)
Total	46 (100.0%)

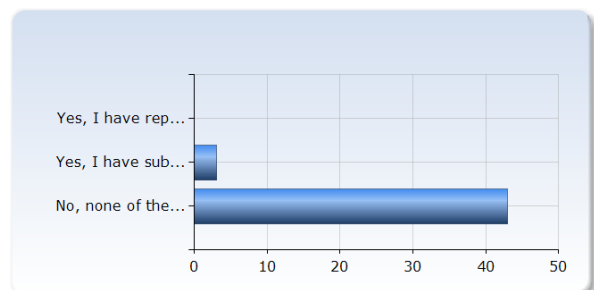


If you come across environmental non-conformances, i.e. dangerous goods handled wrong, actions causing negative environmental impact etc., these should be reported through "SAMIR - Environmental threats" at <https://www.su.se/staff/it/it-support-systems> You can also ask the environmental representative for advice.

If you have suggestions for environmental improvements, you can contact a member of IGV's environmental group (Alasdair, Carina, Elisabeth, Iain and Robert).

3. Have you reported any environmental non-conformances or submitted suggestions for environmental improvements during 2021?

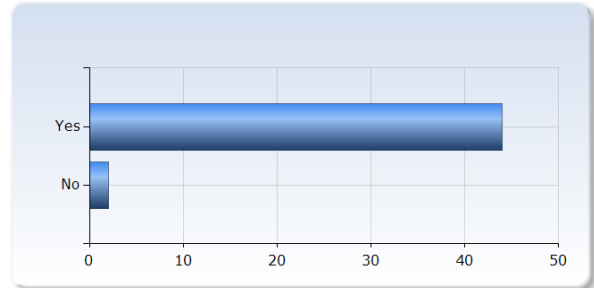
3. Have you reported any environmental non-conformances or submitted suggestions for environmental improvements during 2021?	Number of Responses
Yes, I have reported a non-conformance	0 (0.0%)
Yes, I have submitted a suggestion for improvement	3 (6.5%)
No, none of the above	43 (93.5%)
Total	46 (100.0%)



According to the SU Policy for meetings and travel adopted 2020-11-26, travel should as far as possible be replaced by digital meetings. When travel is justified, the means of transport generating the lowest greenhouse gas emissions should be prioritized. For journeys shorter than 700 km, air travel should always be avoided if there are no special reasons. When booking flights, stopovers should be avoided as far as possible. For local travel public transport should be the first hand choice and "green" taxis the second.

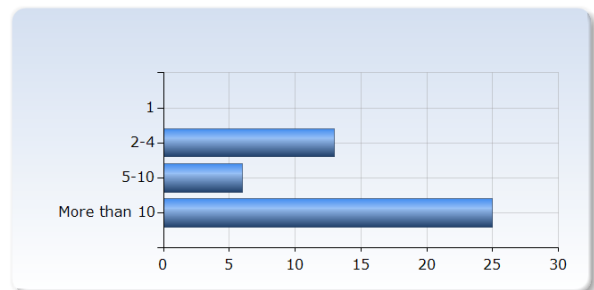
4. Have you participated in web meetings or video conferences during 2021?

4. Have you participated in web meetings or video conferences during 2021?	Number of Responses
Yes	44 (95.7%)
No	2 (4.3%)
Total	46 (100.0%)



4a. If yes, how many times?

4a. If yes, how many times?	Number of Responses
1	0 (0.0%)
2-4	13 (29.5%)
5-10	6 (13.6%)
More than 10	25 (56.8%)
Total	44 (100.0%)



Comment

Not so useful..

All my meetings in 2021 were virtual

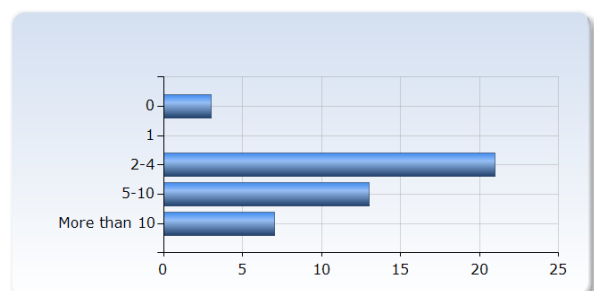
Many more than 10, I have international meetings perhaps 2 days every week in general.

Zoom meetings work for smaller meetings or meetings with strict protocols. They cannot replace in person meetings.

i dont like it in general.

4b. How many of these had participants in other countries?

4b. How many of these had participants in other countries?	Number of Responses
0	3 (6.8%)
1	0 (0.0%)
2-4	21 (47.7%)
5-10	13 (29.5%)
More than 10	7 (15.9%)
Total	44 (100.0%)

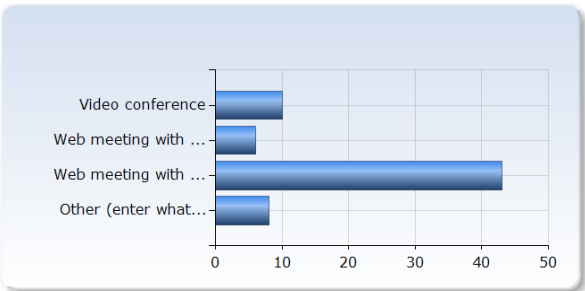


Comment

From all over the globe, which is a challenge. About one meeting every second week will therefore be on odd ours, like late evening, night, or early morning.

4c. What tools have been used? You can mark several options.

4c. What tools have been used? You can mark several options.	Number of Responses
Video conference	10 (22.7%)
Web meeting with Skype	6 (13.6%)
Web meeting with Zoom	43 (97.7%)
Other (enter what under Comment)	8 (18.2%)
Total	67 (152.3%)

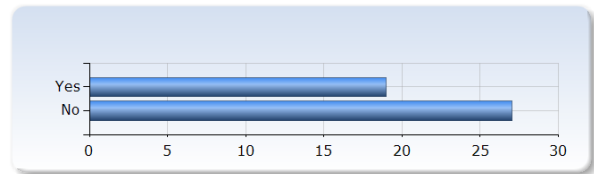


Comment

- Teams
- Zoom is by far the most user friendly. This can be an issue if future procurements mean that we are not allowed to use Zoom.
- Webex, Pexip, many others...
- Teams
- In addition, Webex, Teams etc.
- Microsoft Teams, Google Meet.
- Microsoft Teams
- Microsoft Teams
- Google Meets
- Go to meetings, microsoft meetings
- Teams

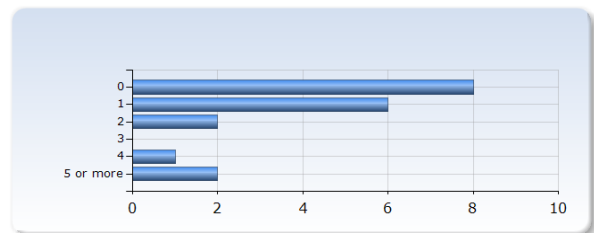
5. Have you made domestic business trips (outside the Stockholm area) during 2021?

5. Have you made domestic business trips (outside the Stockholm area) during 2021?	Number of Responses
Yes	19 (41.3%)
No	27 (58.7%)
Total	46 (100.0%)

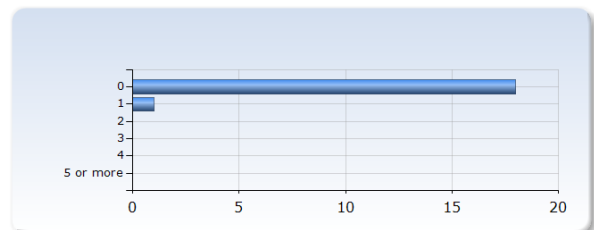


5a. If yes, enter the number of domestic trips in 2021 by train, plane, car and "other" (bus, boat etc.) respectively. The question refers to return trips.

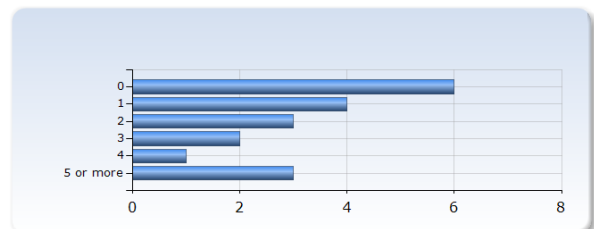
Train trips	Number of Responses
0	8 (42.1%)
1	6 (31.6%)
2	2 (10.5%)
3	0 (0.0%)
4	1 (5.3%)
5 or more	2 (10.5%)
Total	19 (100.0%)



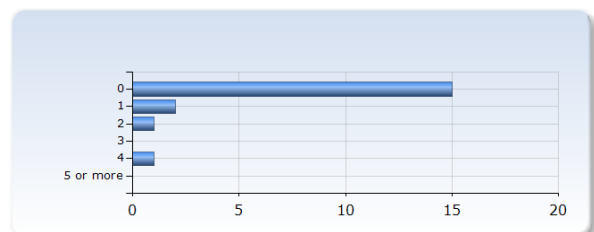
Flights	Number of Responses
0	18 (94.7%)
1	1 (5.3%)
2	0 (0.0%)
3	0 (0.0%)
4	0 (0.0%)
5 or more	0 (0.0%)
Total	19 (100.0%)



Car trips	Number of Responses
0	6 (31.6%)
1	4 (21.1%)
2	3 (15.8%)
3	2 (10.5%)
4	1 (5.3%)
5 or more	3 (15.8%)
Total	19 (100.0%)



Other transport (bus, boat, etc.)	Number of Responses
0	15 (78.9%)
1	2 (10.5%)
2	1 (5.3%)
3	0 (0.0%)
4	1 (5.3%)
5 or more	0 (0.0%)
Total	19 (100.0%)



Comment

Field work in Småland and Höga Kusten. Boat to Ulvön

I often rent a car at my destination. As these are train trips, I have indicated as such, but the carbon footprint is higher.

Not sure about my numbers

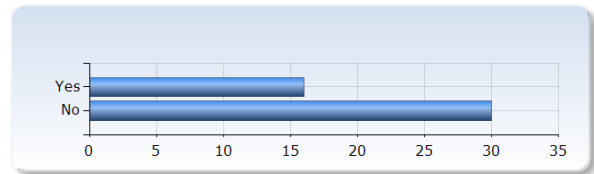
Vagnhärad - Askö

Field-work

I live outside Stockholm, so I guess travel home/to uni counts as domestic trips?

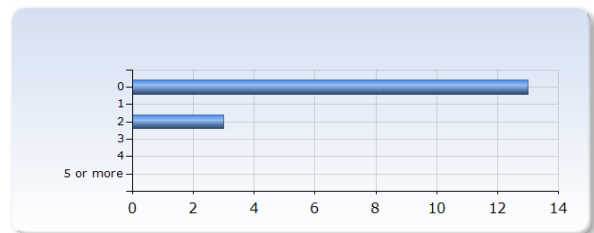
6. Have you made business trips to other countries within Europe during 2021?

6. Have you made business trips to other countries within Europe during 2021?	Number of Responses
Yes	16 (34.8%)
No	30 (65.2%)
Total	46 (100.0%)

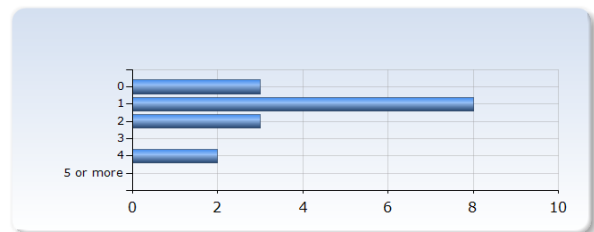


6a. If yes, enter the number of trips to countries within Europe in 2021 by train, plane, car and "other" (bus, boat etc.) respectively. The question refers to return trips.

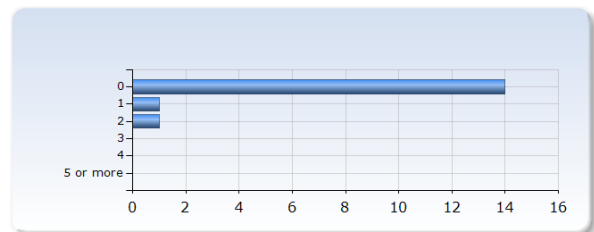
Train trips	Number of Responses
0	13 (81.3%)
1	0 (0.0%)
2	3 (18.8%)
3	0 (0.0%)
4	0 (0.0%)
5 or more	0 (0.0%)
Total	16 (100.0%)



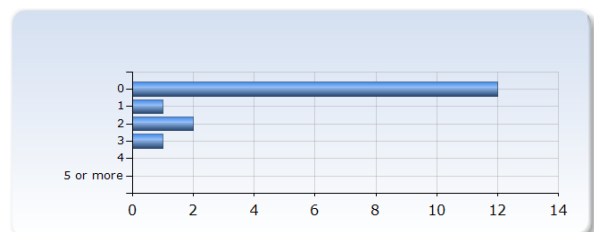
Flights	Number of Responses
0	3 (18.8%)
1	8 (50.0%)
2	3 (18.8%)
3	0 (0.0%)
4	2 (12.5%)
5 or more	0 (0.0%)
Total	16 (100.0%)



Car trips	Number of Responses
0	14 (87.5%)
1	1 (6.3%)
2	1 (6.3%)
3	0 (0.0%)
4	0 (0.0%)
5 or more	0 (0.0%)
Total	16 (100.0%)



Other (bus, boat, etc.)	Number of Responses
0	12 (75.0%)
1	1 (6.3%)
2	2 (12.5%)
3	1 (6.3%)
4	0 (0.0%)
5 or more	0 (0.0%)
Total	16 (100.0%)

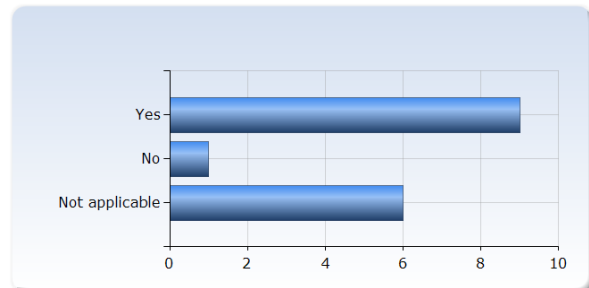


Comment

Iceland field work
 Stockholm - Glasgow, Stockholm - Brussels
 Field-work

6b. When booking flights within Europe during 2021, have you actively searched for or asked the travel agency to find flights without stopovers?

6b. When booking flights within Europe during 2021, have you actively searched for or asked the travel agency to find flights without stopovers?	Number of Responses
Yes	9 (56.3%)
No	1 (6.3%)
Not applicable	6 (37.5%)
Total	16 (100.0%)

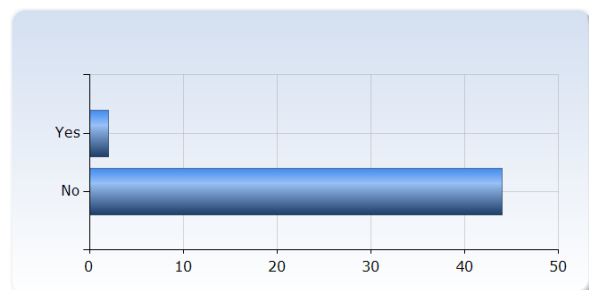


Comment

I was not responsible for travel planning and booking

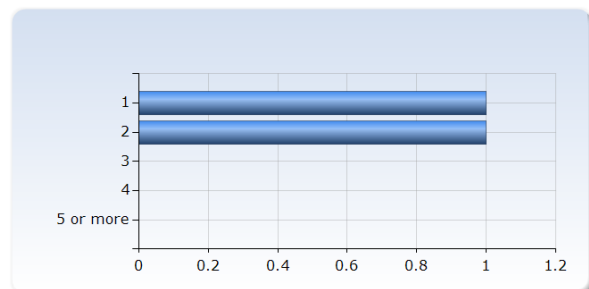
7. Have you made business trips to countries outside Europe during 2021?

7. Have you made business trips to countries outside Europe during 2021?	Number of Responses
Yes	2 (4.3%)
No	44 (95.7%)
Total	46 (100.0%)



7a. If yes, enter the number of trips outside Europe in 2021. The question refers to return trips.

7a. If yes, enter the number of trips outside Europe in 2021. The question refers to return trips.	Number of Responses
1	1 (50.0%)
2	1 (50.0%)
3	0 (0.0%)
4	0 (0.0%)
5 or more	0 (0.0%)
Total	2 (100.0%)



8. Anything you want to add regarding travel in general?

8. Anything you want to add regarding travel in general?

While it is good to reduce flying, we need to be careful not to place the entire burden of emissions reductions on individual researchers and teachers. The most effective way we can reduce emissions is centrally (buildings, procurement, ...)

-

-

Too much focus on it, it begins to be counter productive.

No

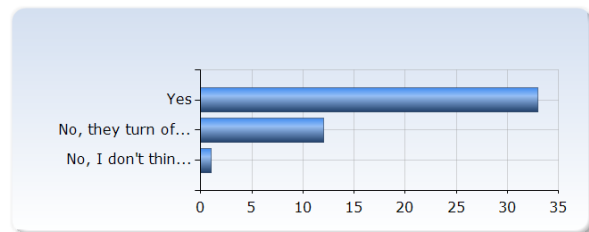
/

think twice maybe three times before booking the ticket, is it necessary to travel

Saving energy is a way to reduce our climate impact. There are several small actions you can take to reduce our energy consumption at work, like turning off lights in empty rooms and shutting down computers and instruments not in use. More information about energy saving is available at Sustainable Campus, <https://www.su.se/sustainablecampus/how-to-do/saving-energy>.

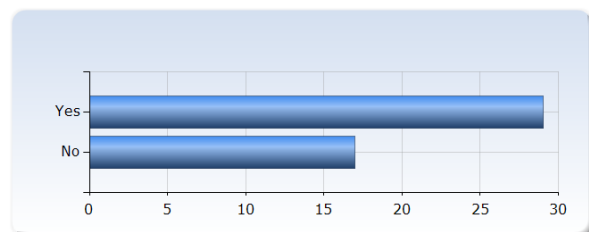
9. Do you turn off the lights when leaving your office for meetings and lunch? If you share office, the question refers to when no one else is there.

9. Do you turn off the lights when leaving your office for meetings and lunch? If you share office, the question refers to when no one else is there.	Number of Responses
Yes	33 (71.7%)
No, they turn off automatically	12 (26.1%)
No, I don't think about it	1 (2.2%)
Total	46 (100.0%)



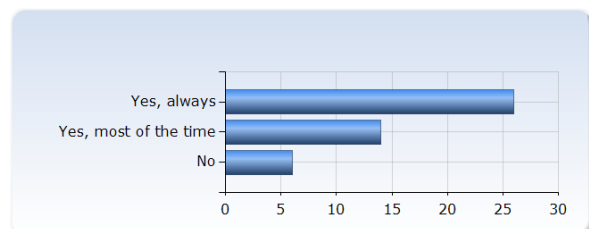
10. Do you pull out chargers (e.g. for mobile phones) from the sockets when they are not charging?

10. Do you pull out chargers (e.g. for mobile phones) from the sockets when they are not charging?	Number of Responses
Yes	29 (63.0%)
No	17 (37.0%)
Total	46 (100.0%)



11. Do you turn off your computer and other equipment when leaving for the day?

11. Do you turn off your computer and other equipment when leaving for the day?	Number of Responses
Yes, always	26 (56.5%)
Yes, most of the time	14 (30.4%)
No	6 (13.0%)
Total	46 (100.0%)



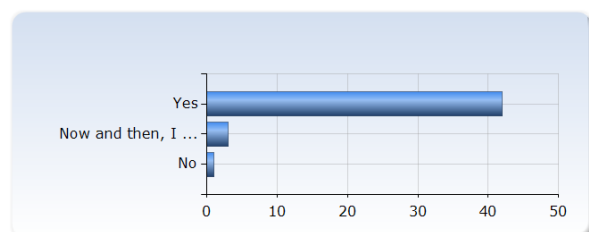
Comment

Leaving equipment on if it needs longer times to stabilize (mass specs etc), setting computer in sleep mode

Waste sorting and material recycling saves resources. In our lunch room and many of our laboratories, waste sorting facilities are available for sorting of paper, plastic, glass and metal packaging. You can find more information on waste management at the Sustainable Campus web page, <https://www.su.se/sustainablecampus/how-to-do/waste-management>

12. Do you sort packaging for food and other things at work?

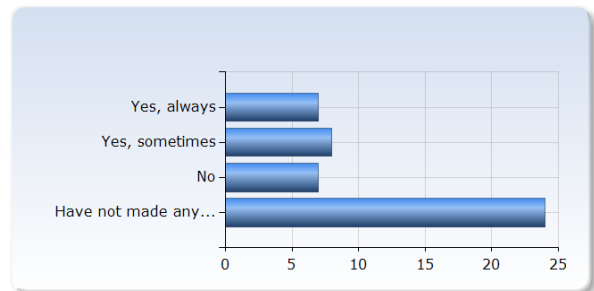
12. Do you sort packaging for food and other things at work?	Number of Responses
Yes	42 (91.3%)
Now and then, I could be better	3 (6.5%)
No	1 (2.2%)
Total	46 (100.0%)



Purchase and procurement are among the university activities with the largest environmental imprint. Therefore it is important to make environmentally good choices when purchasing. Instructions for purchase and procurement at SU are available in Swedish in Upphandlingshandboken.

13. When purchasing for the department in 2021, have you looked for and considered the environmental performance of the goods?

13. When purchasing for the department in 2021, have you looked for and considered the environmental performance of the goods?	Number of Responses
Yes, always	7 (15.2%)
Yes, sometimes	8 (17.4%)
No	7 (15.2%)
Have not made any purchases	24 (52.2%)
Total	46 (100.0%)



Comment

This is seldom possible.

Often there is no choice, but when possible I try to find the better option.

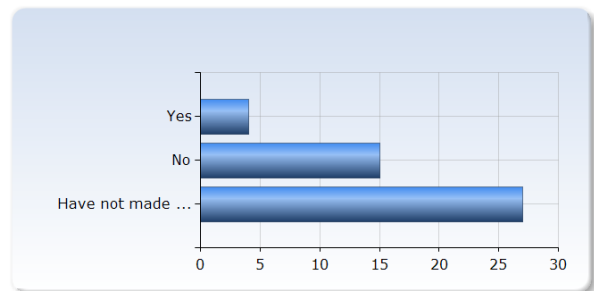
Not really applicable for purchases

But it is totally hopeless, we are completely looked into bureaucratic rules.

we have procurement which is not environmentally friendly

14. Upon procurement of goods or services during 2021, have environmental claims been made? Please comment briefly on procurements you were involved in.

14. Upon procurement of goods or services during 2021, have environmental claims been made? Please comment briefly on procurements you were involved in.	Number of Responses
Yes	4 (8.7%)
No	15 (32.6%)
Have not made any procurement	27 (58.7%)
Total	46 (100.0%)



Comment

Regarding technical equipment it can be difficult. If there is no guidance like eco-labeling or similar, it is likely the functionality and quality deciding the life span of the product that will have the biggest impact.

Or, I am not sure what they have done when we purchase, since the entire tender procedure is complete dysfunctional nightmare.

We stated in the procurement text that this was a must,

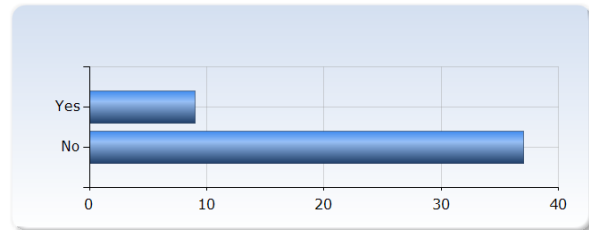
Inköp via Raindance portalen

It is standard now to include a paragraph about environmental claims in procurement. That has been done in the one I was involved, but to be honest, I don't know how that has been checked...

How meetings and conferences are organized will influence their environmental imprint. By offering distance participation, and through choice of location, meals and materials etc., the organizer can promote better alternatives from a climate and resource point of view.

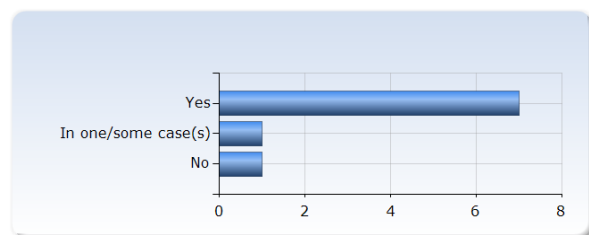
15. Have you arranged meetings and/or conferences during 2021? The question concerns physical meetings and does not apply to web-only meetings.

15. Have you arranged meetings and/or conferences during 2021? The question concerns physical meetings and does not apply to web-only meetings.	Number of Responses
Yes	9 (19.6%)
No	37 (80.4%)
Total	46 (100.0%)



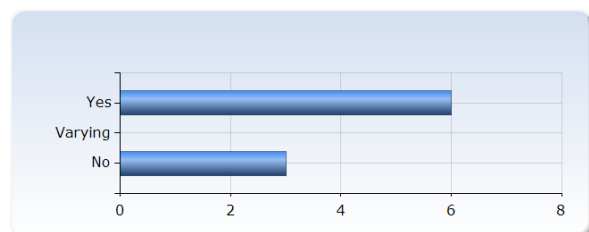
15a. If yes, was distance participation offered?

15a. If yes, was distance participation offered?	Number of Responses
Yes	7 (77.8%)
In one/some case(s)	1 (11.1%)
No	1 (11.1%)
Total	9 (100.0%)



15b. Was the meeting/conference location chosen to facilitate public transport?

15b. Was the meeting/conference location chosen to facilitate public transport?	Number of Responses
Yes	6 (66.7%)
Varying	0 (0.0%)
No	3 (33.3%)
Total	9 (100.0%)

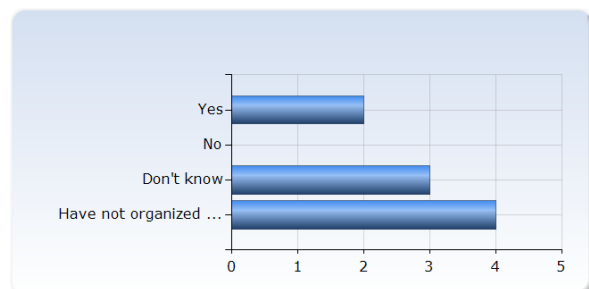


Comment

Internal meetings at Su with external participants, so automatically yes

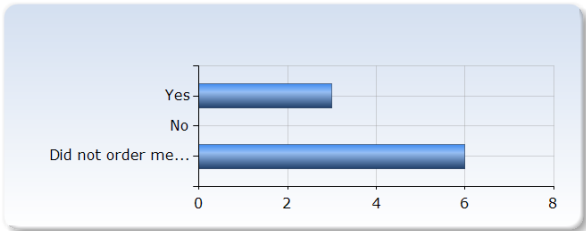
15c. When organizing a meeting/conference outside campus, did you choose a facility with an active environmental policy? E.g. being environmentally certified or having an ecolabel like Svanen or similar.

15c. When organizing a meeting /conference outside campus, did you choose a facility with an active environmental policy? E.g. being environmentally certified or having an ecolabel like Svanen or similar.	Number of Responses
Yes	2 (22.2%)
No	0 (0.0%)
Don't know	3 (33.3%)
Have not organized a meeting/conference outside campus	4 (44.4%)
Total	9 (100.0%)



15d. When ordering meals/coffee, were sustainability issues considered (e.g. climate impact and biological diversity)?

15d. When ordering meals/coffee, were sustainability issues considered (e.g. climate impact and biological diversity)?	Number of Responses
Yes	3 (33.3%)
No	0 (0.0%)
Did not order meals/coffee	6 (66.7%)
Total	9 (100.0%)



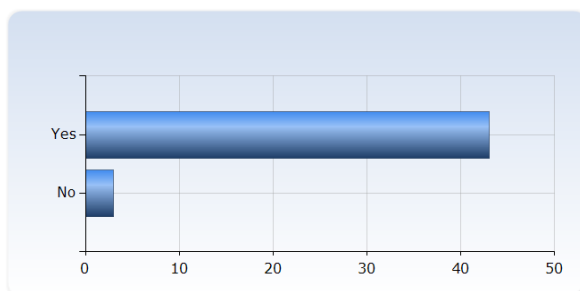
Comment

Vegetarian/vegan meals only

Working with chemicals in the field or laboratory entails risks of emissions to water, air or ground. Everybody working with chemicals must be familiar with and follow the routines of SU and IGV. Primarily this means the Stockholm University Chemical Handling Procedure and Safety regulations for IGV (found under Internal / Lab Safety), but there are more documents.

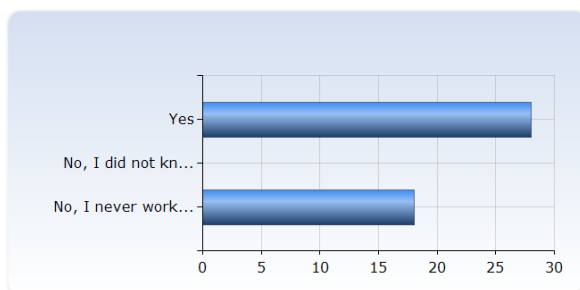
16. Have you read and are familiar with the Safety regulations for IGV? This applies to all, regardless of duties.

16. Have you read and are familiar with the Safety regulations for IGV? This applies to all, regardless of duties.	Number of Responses
Yes	43 (93.5%)
No	3 (6.5%)
Total	46 (100.0%)



17. Have you read and are familiar with the contents of the Chemical Handling Procedure?

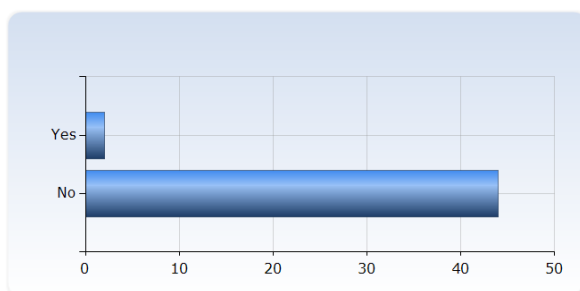
17. Have you read and are familiar with the contents of the Chemical Handling Procedure?	Number of Responses
Yes	28 (60.9%)
No, I did not know of it	0 (0.0%)
No, I never work with chemicals	18 (39.1%)
Total	46 (100.0%)



To make sure Stockholm University follows the law on transport of dangerous goods, the university safety advisor for dangerous goods must be contacted before chemicals are transported outside of campus (<https://www.su.se/sustainablecampus/how-to-do/chemical-management/transporting-chemicals>).

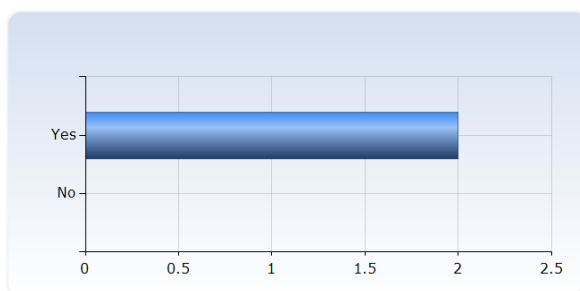
18. Have you transported dangerous goods outside campus during 2021?

18. Have you transported dangerous goods outside campus during 2021?	Number of Responses
Yes	2 (4.3%)
No	44 (95.7%)
Total	46 (100.0%)



18a. If yes, did you contact the safety advisor?

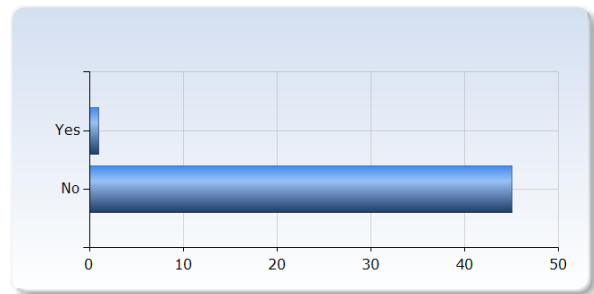
18a. If yes, did you contact the safety advisor?	Number of Responses
Yes	2 (100.0%)
No	0 (0.0%)
Total	2 (100.0%)



Soil and other growing substrates can entail serious pests. To prevent spread of pests, import is forbidden from some countries. Exemption for scientific purposes can be applied for at the Swedish Board of Agriculture. Partly new rules apply since December 2019.

19. Have you brought material such as described above from another country to Sweden in 2021?

19. Have you brought material such as described above from another country to Sweden in 2021?	Number of Responses
Yes	1 (2.2%)
No	45 (97.8%)
Total	46 (100.0%)



19a. If yes, did you apply for exemption from the Swedish Board of Agriculture or check that it wasn't needed?

19a. If yes, did you apply for exemption from the Swedish Board of Agriculture or check that it wasn't needed?	Number of Responses
Yes	1 (100.0%)
No	0 (0.0%)
Total	1 (100.0%)

