

Welcome to

CAMPUS ALBANO

Information about your new apartment

CONTENTS

The apartment

Locks and security	4
Windows	4
Opening the front door for guests.....	4
Electrical sockets.....	5
Electrical connection and installation.....	5
Walls and floors.....	6
Water	6
Ventilation	6
Towel warmer.....	6
Broadband and TV	7
Smoke alarm	7

Communal areas

Access to the communal areas.....	9
Laundry room	9
Pram/wheelchair room	9
Bike room.....	9
Waste vacuum system.....	10
Recycling room	10
Post	10
Lighting	10

Miscellaneous

Home insurance.....	10
Map of the area.....	11

HELLO

Welcome to your new apartment on Campus Albano. We've put together some practical information on these pages that can be useful to study.

We really hope you'll enjoy your time here!



Locking the door

Your door is a Class 3 security door. To lock it, first of all you have to lift up the handle. When you lift the handle, bolts fold out at the top and bottom inside the frame of the door. This makes the door intruder-proof. It might feel a little awkward at first, but if you need any help, just get in touch with us.



Windows

All windows inside the apartment are childproof. This means that you can only open the window by pressing in the two catches while turning the handle. The windows on the ground floor and first floor are locked with a key.



Opening the front door for guests

If you have guests at the front door asking to be let in, they can contact you via the entry phone. They can also browse the display to find your apartment number (four digits) and press OK. You will then receive a call and can choose whether you want to open the front door.

The entry phone is operational from 06:00-21:00.



Earthed electrical sockets

All electrical sockets in the apartment are 230 V and earthed in accordance with current official requirements. This may mean that older, non-earthed electrical appliances will not function.

If a fuse blows

Modern buildings such as this one do not have the old fuse boxes. There is instead a distribution box, where you simply push up any lever that has dropped down when a fuse has tripped. If it happens frequently, you should find out why. The distribution box is in the hall. There is an earth leakage circuit breaker on the left. This may also trip. The earth leakage circuit breaker is there for your safety.



Lighting

All lamp sockets are of the new EU-wide DCL standard. This means that older light fittings cannot be used in these sockets.



Walls and floors

The walls are painted in white NCS S0500N and the floors consist of eco-friendly linoleum. Wipe them clean using detergent or water.

Water

Hot and cold water can be switched off using a small valve known as a Ballofix valve. These are located in bathrooms and shower rooms, and in the cupboard under the sink unit in the kitchen.



Ventilation

Ventilation is provided through an FTX system, which creates a healthy indoor environment. It is a good idea to clean the supply and exhaust air valves at regular intervals to make sure that they work properly.

After a hot shower, condensation can form and leave drops of water on the ceiling. This can leave yellow spots, which you can easily wipe clean using a mild detergent. It will dry more quickly if you leave the shower door ajar.

You should clean the filter in the cooker hood regularly with detergent to make sure that it keeps working properly.



Supply air unit

Exhaust air unit



Towel warmer

The towel warmer is fitted with a PAX Momento II thermostat. The thermostat can be controlled via an app on your phone. Follow the QR codes to view an instruction video and the user manual. The towel warmer's electricity consumption is added to the domestic electricity bill.



Instruction video



User manual

Smoke alarm

There is a smoke alarm in the apartment, which is powered by a battery with a long lifespan. The battery cannot be replaced. To test it, press the test button for at least 5 seconds. If the siren sounds and the lamp flashes, the smoke alarm is working.

The smoke alarm can also react to dust, so it's a good idea to vacuum it occasionally.

Get in touch with us if it's not working!






Access to the communal areas

You will be given three electronic “Aptus” keys labelled with the numbers 1, 2 and 3 for the communal areas. These electronic keys give you access to the front door, recycling room, bike room and laundry room.

Laundry room

The property has one or two laundry rooms with a number of washing machines. The booking panel is at the main entrance by the mailboxes. You use your electronic keypad to gain entry to the laundry room and to make a booking.

A laundry session lasts three hours and can usually be booked between 07:00 and 22:00 every day of the week. The maximum number of sessions per month is 12. If you do not start your laundry within 30 minutes, the session can be taken over by another tenant. The washing machine must be available when the laundry session ends. If there is not enough time left, the machine will not start.



Bike room

There are plenty of bike parking spaces in your property.

Pram/wheelchair room

There is a pram room in the cellar near the lift. Access is provided to anyone who needs it.


Waste vacuum system

You dispose of your household waste in the waste vacuum system. Use your Aptus keypad to open the hatch.

Other waste must be sorted into different fractions (containers) in the recycling room. This is also opened using your Aptus keypad. You can find more information about which fractions we recycle in the recycling room.

Recycling room

This is where you sort clear glass, plastic and metal packaging items, electrical waste, light sources and small batteries. The recycling room also has a facility for mixed waste (bulky waste).



Post

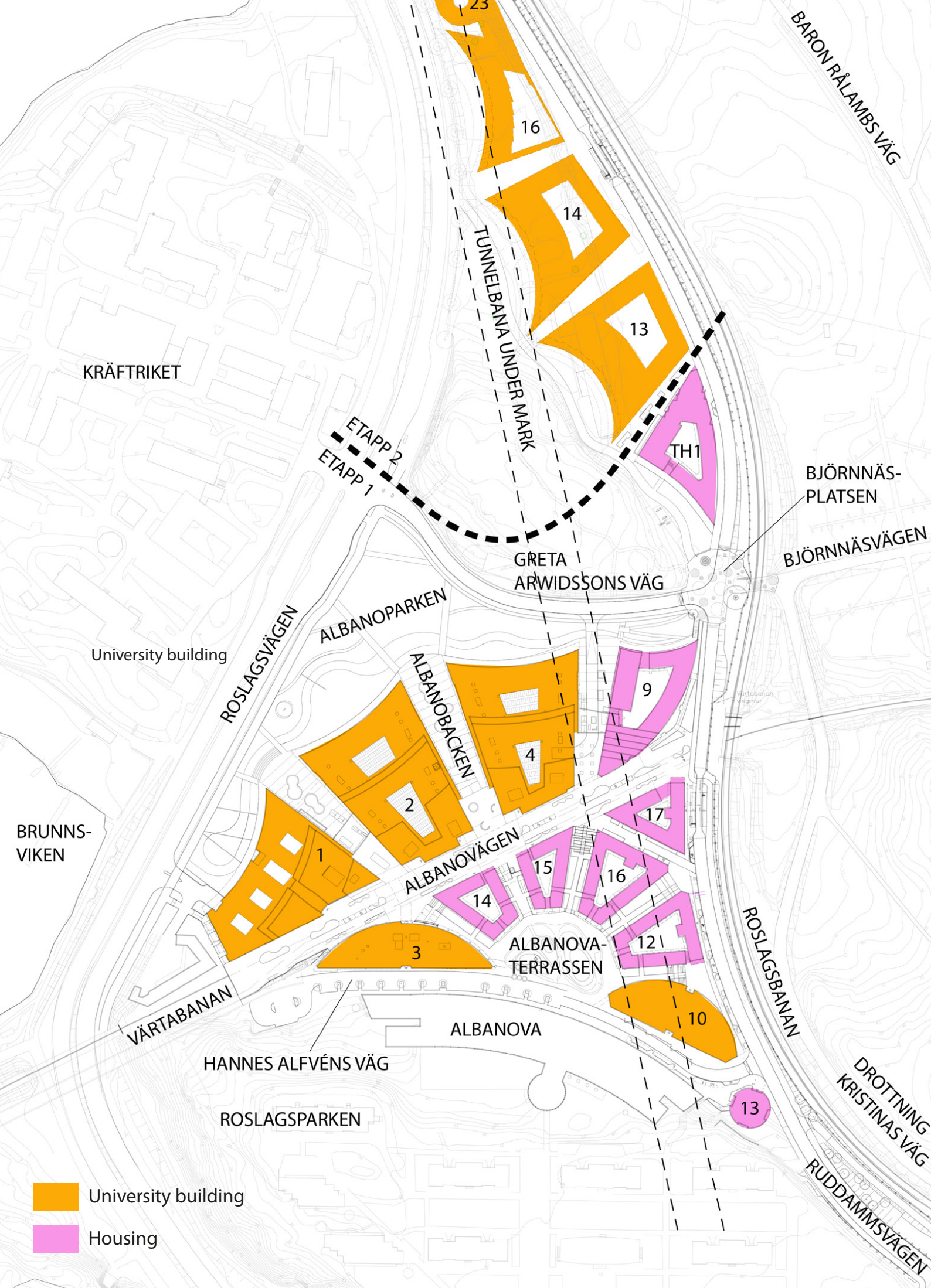
There are mailboxes by the entrance to the property. The mailboxes are labelled with names and apartment numbers. You collect your post by holding your Aptus keypad against the reader on the short side of the box. You must then turn the handle to open the hatch.

Lighting

Lighting by the entrance, in the courtyard and on the façade is automatically turned on at dusk and off at dawn. The stairwell has so-called presence-controlled lighting, which means that it comes on when someone is in the stairwell. The lighting is turned off automatically after a set time.

Home insurance

It's important that you have home insurance as a tenant as you are responsible for the apartment. In case of a fire for example, which falls under your responsibility, your home insurance will cover the cost. If you don't have home insurance you will have to pay for the damages yourself.



Let us know!

We want everyone who lives in our accommodation to have more opportunities to influence their housing and have their voice heard. We call it **Hemokrati**.

Let us know what you're missing or want to change
at: hemokrati.se